

BERRIEDALE STEP-IN SHOWER (ABOVE FLOOR WASTE)

HOW TO ORDER

- 1 CHOOSE SHOWER TRAY**
- 2 CHOOSE A COMBINED TRAY/DOOR KIT OPTION G2 (this is a complete kit)**
- 3 ADDITIONAL OPTION**
P2 Shower waste pump kit (choose this option if a pump is required) - see p30-31

Door and enclosure kit contents:

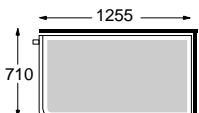

- Half height fixed panel (820mm height)
- Door set
- Full height assistance pole
- Curtain Track and Hooks to suit door option
- White Shower Curtain
- Grab Pole (1950mm) to L-shaped Curtain Rail (Grab Pole to Ceiling available as an option - additional £15). Please confirm height requirement)
- Fitting instructions

Shower tray contents:

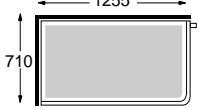

- White shower tray (coloured shower trays available in any colour to special order. A £200 charge applies. Extended delivery times apply.)
- Fitting instructions
- See p130 for Shower units (optional extra)

IMPORTANT NOTE: Trays and door kits on this page are supplied under one code as a complete kit.

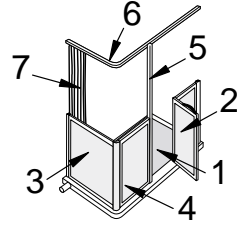
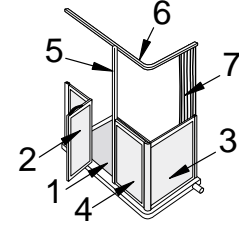
LEFT HAND To order tick the relevant circle and fax back.

1		2			
SHOWER TRAY SIZE		SHOWER TRAY/ SINGLE DOOR	SHOWER TRAY/ TRIFOLD DOOR KIT	SHOWER TRAY/ FULL HEIGHT DOOR	SHOWER TRAY/ IMPRESSIONS DOOR KIT
LEFT HAND BERRIEDALE 	Order as a complete tray & door kit using part no's shown right. Waste detail shown on p25	<input type="radio"/> NOT AVAILABLE	<input type="radio"/> IDBDLH Price £815 	<input type="radio"/> NOT AVAILABLE	<input type="radio"/> NOT AVAILABLE

RIGHT HAND To order tick the relevant circle and fax back.

1		2			
SHOWER TRAY SIZE		SHOWER TRAY/ SINGLE DOOR	SHOWER TRAY/ TRIFOLD DOOR KIT	SHOWER TRAY/ FULL HEIGHT DOOR	SHOWER TRAY/ IMPRESSIONS DOOR KIT
RIGHT HAND BERRIEDALE 	Order as a complete tray & door kit using part no's shown right. Waste detail shown on p25	<input type="radio"/> NOT AVAILABLE	<input type="radio"/> IDBDRH Price £815 	<input type="radio"/> NOT AVAILABLE	<input type="radio"/> NOT AVAILABLE

PARTS

BERRIEDALE (LEFT HAND WASTE)			BERRIEDALE (RIGHT HAND WASTE)		
					
DESCRIPTION	PART NUMBER	PRICE	DESCRIPTION	PART NUMBER	PRICE
<input type="radio"/> IDIBD01	1. Tray	£305.40	<input type="radio"/> IDIBD03	1. Tray	£305.40
<input type="radio"/> IDAED01WN	2. Door	£377.33	<input type="radio"/> IDAED02WN	2. Door	£377.33
<input type="radio"/> IDAESP01WN	3. End panel	£150.78	<input type="radio"/> IDAESP01WN	3. End panel	£150.78
<input type="radio"/> IDABDJ01W	4. Jamb panel	£98	<input type="radio"/> IDABDJ01W	4. Jamb panel	£98
<input type="radio"/> IDAEP01WN	5. Pole set	£70	<input type="radio"/> IDAEP01WN	5. Pole set	£70
<input type="radio"/> IDGRL4625W	6. Curtain rail	£38	<input type="radio"/> IDGRL4625W	6. Curtain rail	£38
<input type="radio"/> IDGSS22	7. Curtain	£32	<input type="radio"/> IDGSS22	7. Curtain	£32

SYMBOLS:

Bulk/oversized item



Made to order (see P192)



Tel: 0800 917 0399

www.chilterninvadex.co.uk

Fax: +44 (0) 1869 365588

sales@chilterninvadex.co.uk


FERNDALE STEP-IN SHOWER (ABOVE FLOOR WASTE)

HOW TO ORDER

1 CHOOSE SHOWER TRAY HAND

2 CHOOSE A COMBINED TRAY/DOOR KIT OPTION (this is a complete kit)

3 ADDITIONAL OPTION

 Shower waste pump kit (choose this option if a pump is required) - see p30-31

Door and enclosure kit contents:

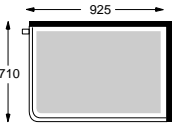


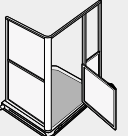

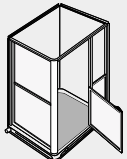

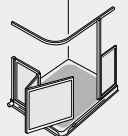

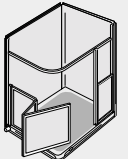
- Half height fixed panel (820mm height)
- Door set (c/w rising butt hinge on Tri-fold door)
- Full height assistance pole
- Curtain Track and Hooks to suit door option
- White Shower Curtain
- Grab Pole to L-shaped Curtain Rail (Grab Pole to Ceiling available as an option - additional £15. Please confirm height requirement)
- Fitting instructions
- See p130 for Shower units (optional extra)

Shower tray contents:

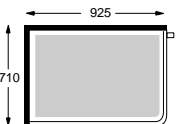


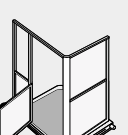

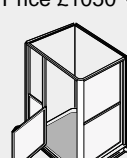

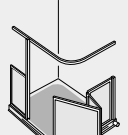

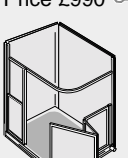
- White shower tray (coloured shower trays available in any colour to special order. A £200 charge applies. Extended delivery times apply.)
- Fitting instructions

IMPORTANT NOTE: Trays and door kits on this page are supplied under one code as a complete kit.

LEFT HAND To order tick the relevant circle and fax back.

1 SHOWER TRAY SIZE		2 SHOWER TRAY/ SINGLE DOOR & FULL HEIGHT END JAMB	SHOWER TRAY/ SINGLE DOOR & FULL HEIGHT END PANEL & WALL PANELS	SHOWER TRAY/ TRIFOLD DOOR KIT	SHOWER TRAY/ TRIFOLD DOOR KIT & WALL PANELS
LEFT HAND FERNDALE 	Order as a  complete tray & door kit using part no's shown right Waste detail shown on p25	<input type="radio"/> IDFDAFH Price £734  	<input type="radio"/> IDFDAFW Price £1050  	<input type="radio"/> IDFDATL Price £675  	<input type="radio"/> IDFDATLW Price £990  

RIGHT HAND To order tick the relevant circle and fax back.

1 SHOWER TRAY SIZE		2 SHOWER TRAY/ SINGLE DOOR & FULL HEIGHT END JAMB	SHOWER TRAY/ SINGLE DOOR & FULL HEIGHT END PANEL & WALL PANELS	SHOWER TRAY/ TRIFOLD DOOR KIT	SHOWER TRAY/ TRIFOLD DOOR KIT & WALL PANELS
RIGHT HAND FERNDALE 	Order as a  complete tray & door kit using part no's shown right. Waste detail shown on p25	<input type="radio"/> IDFDCFH Price £734  	<input type="radio"/> IDDFCFHW Price £1050  	<input type="radio"/> IDFDCTL Price £675  	<input type="radio"/> IDFDCTLW Price £990  

PARTS

DESCRIPTION	PART NUMBER	PRICE	DESCRIPTION	PART NUMBER	PRICE
FERNDALE (LEFT HAND WASTE) Trifold door			FERNDALE (RIGHT HAND WASTE) Trifold door		
<input type="radio"/> IDIFD01	1. Tray	£250	<input type="radio"/> IDIFD05	1. Tray	£250
<input type="radio"/> IDATD04W	2. Trifold door	£439.89	<input type="radio"/> IDATD03W	2. Trifold door	£439.89
<input type="radio"/> IDAFJ02W	3. Jamb panel	£46.56	<input type="radio"/> IDAFJ01W	3. Jamb panel	£46.56
<input type="radio"/> IDAPK02W	4. Pole set	£62.56	<input type="radio"/> IDAPK01W	4. Pole set	£62.56
<input type="radio"/> IDGRL3625W	5. Curtain rail	£38	<input type="radio"/> IDGRL3625W	5. Curtain rail	£38
<input type="radio"/> IDGSS01	6. Curtain	£22	<input type="radio"/> IDGSS01	6. Curtain	£22

SYMBOLS:

Bulk/oversized item 

Made to order (see P192) 

Tel: 0800 917 0399

www.chilterninvadex.co.uk


Fax: +44 (0) 1869 365588

sales@chilterninvadex.co.uk

HENLEYDALE STEP-IN SHOWER (ABOVE FLOOR WASTE)

HOW TO ORDER

1 CHOOSE SHOWER TRAY

2 CHOOSE TRAY PART NUMBER & ASSOCIATED WASTE 

3 ADDITIONAL OPTION
P2 Shower waste pump kit (choose this option if a pump is required) - see p30-31

Door and enclosure kit contents:

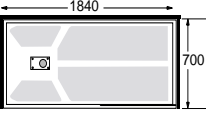














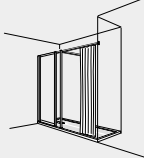
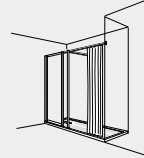
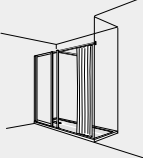
- Full height fixed panel (700/800/900/1000mm)
- Assistance pole (1950mm) to Curtain Rail (floor to Ceiling poles are available as an option - additional £15. Please confirm height requirement)
- Curtain Track and Hooks to suit door option
- White Shower Curtain
- Fitting instructions
- See p130 for Shower units (optional extra)

Shower tray contents:

- White shower tray
- Waste
- Fitting instructions


IMPORTANT NOTE: Trays and door kits are coded separately - for example: To order a Henleydale shower tray with 700mm panel in silver with toughened safety glass - Order tray (i.e Part number 01-120121001) **PLUS** door kit (i.e Part number 00-112021401 for 700mm panel in silver with safety glass).


NON HANDED TRAY To order tick the relevant circle and fax back.

1 SHOWER TRAY SIZE	2 TRAY PART NUMBER	3		
		SILVER WITH SAFETY GLASS	WHITE WITH ACRYLIC	WHITE WITH SAFETY GLASS
NON HANDED TRAY 	<input type="radio"/> 01-120121001  Price £400 	<input type="radio"/> 00-112021401 700mm panel Price £595 	<input type="radio"/> 00-112023301 700mm panel Price £595 	<input type="radio"/> 00-112023401 700mm panel Price £595 
		<input type="radio"/> 00-112121401 800mm panel Price £595 	<input type="radio"/> 00-112123301 800mm panel Price £595 	<input type="radio"/> 00-112123401 800mm panel Price £595 
		<input type="radio"/> 00-112221401 900mm panel Price £595 	<input type="radio"/> 00-112223301 900mm panel Price £595 	<input type="radio"/> 00-112223401 900mm panel Price £595 
		<input type="radio"/> 00-112321401 1000mm panel Price £595 	<input type="radio"/> 00-112323301 1000mm panel Price £595 	<input type="radio"/> 00-112323401 1000mm panel Price £595 
				

For spare parts please contact the Technical helpdesk on 01869 365500.

SYMBOLS:

Bulk/oversized item 

Made to order (see P192) 

Tel: 0800 917 0399

www.chilterninvadex.co.uk

Fax: +44 (0) 1869 365588

sales@chilterninvadex.co.uk