



# BERRIEDALE STEP-IN SHOWER (ABOVE FLOOR WASTE)

## HOW TO ORDER

- 1 CHOOSE SHOWER TRAY**
- 2 CHOOSE A COMBINED TRAY/DOOR KIT OPTION  (this is a complete kit)**
- 3 ADDITIONAL OPTION**
  -  Shower waste pump kit (choose this option if a pump is required) - see p48-49

Door and enclosure kit contents:

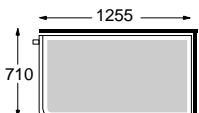


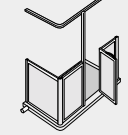
- Half height fixed panel (820mm height)
- Door set
- Full height assistance pole
- Curtain Track and Hooks to suit door option
- White Shower Curtain
- Grab Pole (1950mm) to L-shaped Curtain Rail (Grab Pole to Ceiling available as an option - additional £15). Please confirm height requirement)
- Fitting instructions

Shower tray contents:

- White shower tray
- Fitting instructions
- See p143 for Shower units (optional extra)

**IMPORTANT NOTE:** Trays and door kits on this page are supplied under one code as a complete kit.

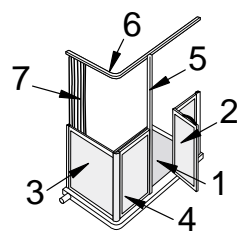
## LEFT HAND To order tick the relevant circle and fax back.

1		2			
SHOWER TRAY SIZE		SHOWER TRAY/ SINGLE DOOR	SHOWER TRAY/ BIFOLD DOOR KIT	SHOWER TRAY/ FULL HEIGHT DOOR	SHOWER TRAY/ IMPRESSIONS DOOR KIT
<b>LEFT HAND BERRIEDALE</b> 	Order as a complete tray & door kit using part no's shown right. Waste detail shown on p41 	<input type="radio"/> NOT AVAILABLE	<input type="radio"/> <b>IDBDLH</b> Price £815  	<input type="radio"/> NOT AVAILABLE	<input type="radio"/> NOT AVAILABLE

## RIGHT HAND To order tick the relevant circle and fax back.


1		2			
SHOWER TRAY SIZE		SHOWER TRAY/ SINGLE DOOR	SHOWER TRAY/ BIFOLD DOOR KIT	SHOWER TRAY/ FULL HEIGHT DOOR	SHOWER TRAY/ IMPRESSIONS DOOR KIT
<b>RIGHT HAND BERRIEDALE</b> 	Order as a complete tray & door kit using part no's shown right. Waste detail shown on p41 	<input type="radio"/> NOT AVAILABLE	<input type="radio"/> <b>IDBDRH</b> Price £815  	<input type="radio"/> NOT AVAILABLE	<input type="radio"/> NOT AVAILABLE

## PARTS

BERRIEDALE (LEFT HAND WASTE)			BERRIEDALE (RIGHT HAND WASTE)		
					
DESCRIPTION	PART NUMBER	PRICE	DESCRIPTION	PART NUMBER	PRICE
<input type="radio"/> <b>IDIBD01</b>	1. Tray	£305.40	<input type="radio"/> <b>IDIBD03</b>	1. Tray	£305.40
<input type="radio"/> <b>IDAED01WN</b>	2. Door	£415	<input type="radio"/> <b>IDAED02WN</b>	2. Door	£415
<input type="radio"/> <b>IDAESP01WN</b>	3. End panel	£165	<input type="radio"/> <b>IDAESP01WN</b>	3. End panel	£165
<input type="radio"/> <b>IDABDJ01W</b>	4. Jamb panel	£110	<input type="radio"/> <b>IDABDJ01W</b>	4. Jamb panel	£110
<input type="radio"/> <b>IDAEP01WN</b>	5. Pole set	£78	<input type="radio"/> <b>IDAEP01WN</b>	5. Pole set	£78
<input type="radio"/> <b>IDGRL4625W</b>	6. Curtain rail	£38	<input type="radio"/> <b>IDGRL4625W</b>	6. Curtain rail	£38
<input type="radio"/> <b>IDGSS22</b>	7. Curtain	£32	<input type="radio"/> <b>IDGSS22</b>	7. Curtain	£32

### SYMBOLS:

Bulk/oversized item 

Made to order (see P200) 

Tel: 0800 917 0399

www.chilterninvadex.co.uk

Fax: +44 (0) 1869 365588

sales@chilterninvadex.co.uk