

CARDALE MK2 LEVEL ACCESS SHOWER

HOW TO ORDER

1 CHOOSE SHOWER TRAY SIZE

2 CHOOSE A COMBINED TRAY & DOOR KIT OPTION (this is a complete kit)

P3 Integral waste pump included as standard (& shown on p50)

Door and enclosure kit contents:

- Door kit (c/w rising butt hinge on Trifold door)
- Half height fixed panel
- Assistance pole (1830mm) to Curtain Rail (floor to Ceiling poles are available as an option - additional £15. Please confirm height requirement)
- Curtain Track and Hooks to suit door option
- White Shower Curtain
- Fitting instructions
- See p143 for Shower units (optional extra) (electric shower recommended)

Shower tray contents:

- White shower tray
- Tray Edging Cover Strip
- Fitting instructions

IMPORTANT NOTE: Trays and door kits on this page are supplied under one code as a complete kit.

LEFT HAND TRAY To order tick the relevant circle and fax back.

1 SHOWER TRAY SIZE		2 SHOWER TRAY/ TRIFOLD DOOR KIT	SHOWER TRAY/ TRIFOLD DOOR KIT & HALF HEIGHT PANELS	SHOWER TRAY/ TRIFOLD DOOR KIT & FULL HEIGHT PANELS	SPECIAL DOOR KIT
LEFT HAND TRAY 	Order as a P3 complete tray & door kit using part no's shown right. Waste detail shown on p50.	<input type="radio"/> 00-080713301 Price £1157 	<input type="radio"/> 00-080713302 Price £1566 <input checked="" type="radio"/> 	<input type="radio"/> 00-080713303 Price £1777 <input checked="" type="radio"/> 	SEE PAGE 67 

Please note:

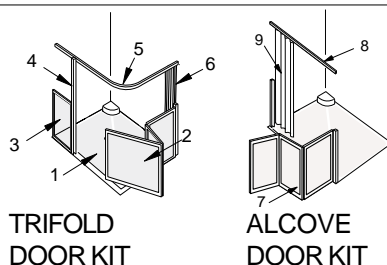
Tray must be installed 1240mm tile to tile

2 TRIFOLD DOOR KIT (ALCOVE INSTALLATION)			SPECIAL DOOR KIT
<input type="radio"/> 00-080713304 Price £1157 <input checked="" type="radio"/> 			SEE PAGE 67 

PARTS

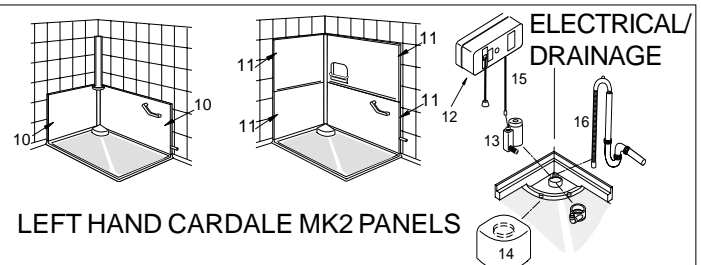
LEFT HAND CARDALE MK2

Notes:
For shower tray part number see below



TRIFOLD DOOR KIT

ALCOVE DOOR KIT



LEFT HAND CARDALE MK2 PANELS

ELECTRICAL/
DRAINAGE

PART NUMBER	DESCRIPTION	PRICE	PART NUMBER	DESCRIPTION	PRICE
<input type="radio"/> IDIC05	1. Tray	£351.80	<input type="radio"/> IDICP01	10. Half height wall panels	£441
<input type="radio"/> 02-100233304	2. Door (Trifold)	£435	<input type="radio"/> IDICP05	11. Full height wall panels	£667.10
<input type="radio"/> 03-040213303	3. Jamb panel	£90			
<input type="radio"/> 04-030013001	4. Pole set	£70			
<input type="radio"/> IDGRL5129W	5. Curtain rail	£38			
<input type="radio"/> IDGSS22	6. Curtain	£32			
ALCOVE MODEL			ELECTRICAL COMPONENTS/DRAINAGE (TO SUIT ALL KITS)		
<input type="radio"/> 02-100233303	7. Alcove (RH door)	£270	<input type="radio"/> SHSU050	12. Wiring block	£174
<input type="radio"/> IDGRS72W	8. Curtain rail	£23	<input type="radio"/> SHPU032	13. Pump	£180
<input type="radio"/> IDGSS01	9. Curtain	£22	<input type="radio"/> SH0695W	14. Pump cover	£31
			<input type="radio"/> SHPU004/12v	15. Rewire lead	£27
			<input type="radio"/> SHSU019	16. Flexihose	£8

SYMBOLS:

Bulk/oversized item



Made to order (see P200)



Tel: 0800 917 0399

www.chilterninvadex.co.uk

Fax: +44 (0) 1869 365588

sales@chilterninvadex.co.uk

CARDALE MK2 LEVEL ACCESS SHOWER

HOW TO ORDER

1 CHOOSE SHOWER TRAY SIZE

2 CHOOSE A COMBINED TRAY & DOOR KIT OPTION (this is a complete kit)

P3 Integral waste pump included as standard (& shown on p50)

Door and enclosure kit contents:

- Door kit (c/w rising butt hinge on Trifold door)
- Half height fixed panel
- Assistance pole (1830mm) to Curtain Rail (floor to Ceiling poles are available as an option - additional £15. Please confirm height requirement)
- Curtain Track and Hooks to suit door option
- White Shower Curtain
- Fitting instructions
- See p143 for Shower units (optional extra) (electric shower recommended)

Shower tray contents:

- White shower tray
- Tray Edging Cover Strip
- Fitting instructions

IMPORTANT NOTE: Trays and door kits on this page are supplied under one code as a complete kit.

RIGHT HAND TRAY To order tick the relevant circle and fax back.

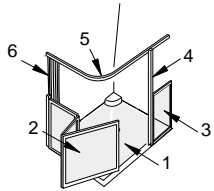
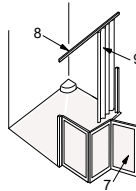
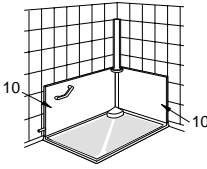
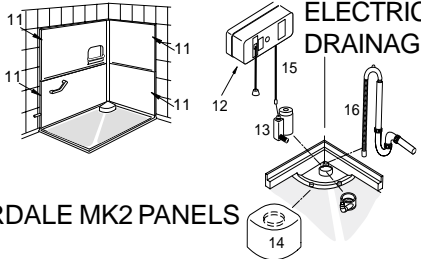
1 SHOWER TRAY SIZE		2 SHOWER TRAY/ TRIFOLD DOOR KIT	SHOWER TRAY/ TRIFOLD DOOR KIT & HALF HEIGHT PANELS	SHOWER TRAY/ TRIFOLD DOOR KIT & FULL HEIGHT PANELS	SHOWER TRAY/ SPECIAL DOOR KIT
RIGHT HAND TRAY 	Order as a P3 complete tray & door kit using part no's shown right. Waste detail shown on p50.	<input type="radio"/> 00-080733301 Price £1157 	<input type="radio"/> 00-080733302 Price £1566 <input checked="" type="radio"/> 	<input type="radio"/> 00-080733303 Price £1777 <input checked="" type="radio"/> 	SEE PAGE 67 

Please note:

Tray must be installed 1240mm tile to tile

2 TRIFOLD DOOR KIT (ALCOVE INSTALLATION)		SPECIAL DOOR KIT
<input type="radio"/> 00-080733304 Price £1157 <input checked="" type="radio"/> 		SEE PAGE 67 

PARTS

RIGHT HAND CARDALE MK2 <i>Notes: For shower tray part number see below</i>				
	TRIFOLD DOOR KIT	ALCOVE DOOR KIT	RIGHT HAND CARDALE MK2 PANELS	ELECTRICAL/ DRAINAGE

PART NUMBER	DESCRIPTION	PRICE	PART NUMBER	DESCRIPTION	PRICE
<input type="radio"/> IDIC07	1. Tray	£351.80	<input type="radio"/> IDICP03	10. Half height wall panels	£441
<input type="radio"/> 02-100213304	2. Door (Trifold)	£435	<input type="radio"/> IDICP07	11. Full height wall panels	£667.10
<input type="radio"/> 03-040233303	3. Jamb panel	£90			
<input type="radio"/> 04-030033001	4. Pole set	£70			
<input type="radio"/> IDGRL5129W	5. Curtain rail	£38			
<input type="radio"/> IDGSS22	6. Curtain	£32			
ALCOVE MODELS			ELECTRICAL COMPONENTS/DRAINAGE (TO SUIT ALL KITS)		
<input type="radio"/> 02-100213303	7. Alcove (LH door)	£270	<input type="radio"/> SHSU050	12. Wiring block	£174
<input type="radio"/> IDGRS72W	8. Curtain rail	£23	<input type="radio"/> SHPU032	13. Pump	£180
<input type="radio"/> IDGSS01	9. Curtain	£22	<input type="radio"/> SH0695W	14. Pump cover	£31
			<input type="radio"/> SHPU004/12v	15. Rewire lead	£27
			<input type="radio"/> SHSU019	16. Flexihose	£8

SYMBOLS:

Bulk/oversized item 

Made to order (see P200) 

Tel: 0800 917 0399

www.chilterninvadex.co.uk

Fax: +44 (0) 1869 365588

sales@chilterninvadex.co.uk