

# SANDWELL MK3 LEVEL ACCESS SHOWER (655/760 MODELS)

## HOW TO ORDER

- 1 CHOOSE SHOWER TRAY SIZE**
- 2 CHOOSE TRAY PART NUMBER & ASSOCIATED WASTE**
  - G1** Gravity Invawaste trap (Included & shown on p39-40)
  - G1.1** Gravity vertical option (p41)
  - P1** (Whale pump needs to be ordered separately for this option - see p42-47)
- 3 CHOOSE DOOR KIT OPTION**

Door and enclosure kit contents:

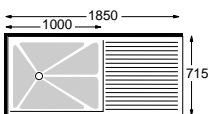
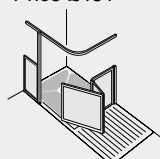
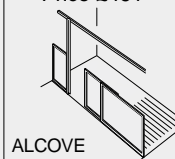
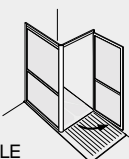
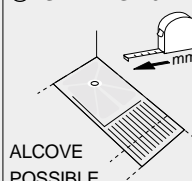
- Door kit (c/w rising butt hinge on Trifold door)
- Half height fixed panel
- Assistance pole (1950mm) to Curtain Rail (floor to Ceiling poles are available as an option - additional £15. Please confirm height requirement)
- Curtain Track and Hooks to suit door option
- White Shower Curtain
- Fitting instructions
- See p143-144 for Shower units (optional extra)

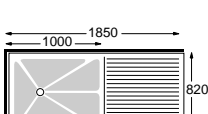

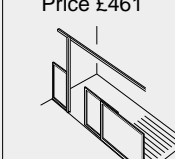
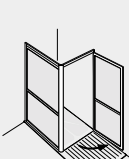
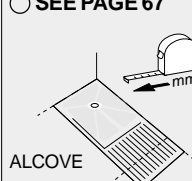
Shower tray contents:

- White shower tray (can be trimmed to a minimum of 1200mm on site)
- Tray Edging Cover Strips
- Waste (only supplied with gravity waste shower tray)
- Fitting instructions

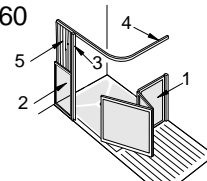
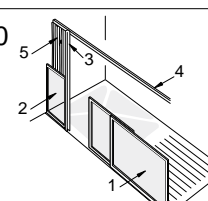
**IMPORTANT NOTE:** Trays and door kits are coded separately - for example: To order a Left hand 655 tray with Invawaste and Trifold enclosure - Order tray (i.e Part number IDISAN44) **PLUS** door kit (i.e Part number 00-090113305).

## LEFT HAND TRAYS To order tick the relevant circle and fax back.

1 SHOWER TRAY SIZE	2 TRAY PART NUMBER	3 TRIFOLD DOOR KIT	SLIDE/FOLD DOOR KIT	IMPRESSIONS COLLECTION TRAY/DOOR KIT	SPECIAL DOOR KIT
<b>LEFT HAND 655 TRAY</b> Price £354 (both trays) 	<input type="radio"/> <b>IDISAN44</b> <input type="checkbox"/> <b>G1</b> c/w Invawaste  <input type="radio"/> <b>IDISAN44LW</b> <input type="checkbox"/> <b>P1</b> Low Waste (See p42-47 for waste pump details)	<input type="radio"/> <b>00-090113305</b> Price £461 	<input type="radio"/> <b>00-090113302</b> Price £461  ALCOVE	<input type="radio"/> <b>SEE PAGE 98-101</b>  PUMP OPTION AVAILABLE	<input type="radio"/> <b>SEE PAGE 67</b>  ALCOVE POSSIBLE

1 SHOWER TRAY SIZE	2 TRAY PART NUMBER	3 TRIFOLD DOOR KIT	SLIDE/FOLD DOOR KIT	IMPRESSIONS COLLECTION TRAY/DOOR KIT	SPECIAL DOOR KIT
<b>LEFT HAND 760 TRAY</b> Price £354 (both trays) 	<input type="radio"/> <b>IDISA40</b> <input type="checkbox"/> <b>G1</b> c/w Invawaste  <input type="radio"/> <b>IDISA40LW</b> <input type="checkbox"/> <b>P1</b> Low waste (See p42-47 for waste pump details)	<input type="radio"/> <b>00-090213305</b> Price £461 	<input type="radio"/> <b>00-090213307</b> Price £461  ALCOVE	<input type="radio"/> <b>SEE PAGE 98-101</b>  PUMP OPTION AVAILABLE	<input type="radio"/> <b>SEE PAGE 67</b>  ALCOVE POSSIBLE

## PARTS

<b>LEFT HAND 655/760 (TRIFOLD DOOR KIT)</b>  <p><i>Notes:</i> Illustration left applies to both 655 and 760 models</p> <p><i>For shower tray part numbers see above.</i></p> <p><i>Invawaste &amp; Whale pump options - see pages 39-40, 42-47.</i></p>	<b>LEFT HAND 655/760 (SLIDE/FOLD DOOR KIT)</b>  <p><i>Notes:</i> Illustration left applies to both 655 and 760 models</p> <p><i>For shower tray part numbers see above.</i></p> <p><i>Invawaste &amp; Whale pump options - see pages 39-40, 42-47.</i></p>
---	---

LEFT HAND 655 TRAY			LEFT HAND 655 TRAY		
DESCRIPTION	PART NUMBER	PRICE	PART NUMBER	DESCRIPTION	PRICE
<input type="radio"/> <b>02-100233302</b>	1. Door	£450	<input type="radio"/> <b>02-050233301</b>	1. Door	£450
<input type="radio"/> <b>03-040213301</b>	2. Jamb panel	£75	<input type="radio"/> <b>03-040213304</b>	2. Jamb panel	£75
<input type="radio"/> <b>04-030013001</b>	3. Pole set	£70	<input type="radio"/> <b>04-030013001</b>	3. Pole set	£70
<input type="radio"/> <b>IDGRL3925W</b>	4. Curtain rail	£41	<input type="radio"/> <b>IDGRS72W</b>	4. Curtain rail	£23
<input type="radio"/> <b>IDGSS22</b>	5. Curtain	£32	<input type="radio"/> <b>IDGSS01</b>	5. Curtain	£22
LEFT HAND 760 TRAY			LEFT HAND 760 TRAY		
<input type="radio"/> <b>02-100233301</b>	1. Door	£450	<input type="radio"/> <b>02-050233301</b>	1. Door	£450
<input type="radio"/> <b>03-040213301</b>	2. Jamb panel	£75	<input type="radio"/> <b>03-040213304</b>	2. Jamb panel	£75
<input type="radio"/> <b>04-030013001</b>	3. Pole set	£70	<input type="radio"/> <b>04-030013001</b>	3. Pole set	£70
<input type="radio"/> <b>IDGRL3930W</b>	4. Curtain rail	£38	<input type="radio"/> <b>IDGRS72W</b>	4. Curtain rail	£23
<input type="radio"/> <b>IDGSS22</b>	5. Curtain	£32	<input type="radio"/> <b>IDGSS01</b>	5. Curtain	£22

Note: Spare parts for Impressions Collection Door Kits/Special Door Kits - Please refer to Technical Helpdesk on 01869 365500

### SYMBOLS:

Bulk/oversized item



Made to order (see P200)



Tel: 0800 917 0399

www.chilterninvadex.co.uk

Fax: +44 (0) 1869 365588

sales@chilterninvadex.co.uk

# SANDWELL MK3 LEVEL ACCESS SHOWER (655/760 MODELS)

## HOW TO ORDER

### 1 CHOOSE SHOWER TRAY SIZE

### 2 CHOOSE TRAY PART NUMBER & ASSOCIATED WASTE

- G1** Gravity Invawaste trap  
(Included & shown on p39-40)
- G1.1** Gravity vertical option (p41)
- P1** (Whale pump needs to be ordered separately for this option - see p42-47)

### 3 CHOOSE DOOR KIT OPTION

Door and enclosure kit contents:

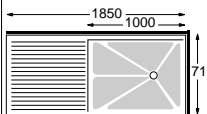
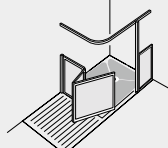
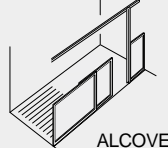
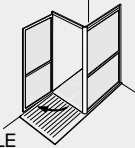
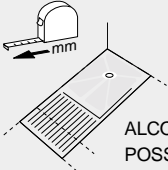
- Door kit (c/w rising butt hinge on Trifold door)
- Half height fixed panel
- Assistance pole (1950mm) to Curtain Rail  
(floor to Ceiling poles are available as an option - additional £15. Please confirm height requirement)
- Curtain Track and Hooks to suit door option
- White Shower Curtain
- Fitting instructions
- See p143-144 for Shower units (optional extra)

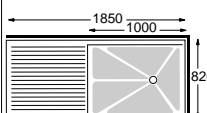
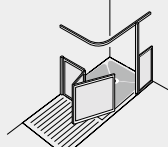

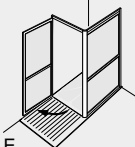
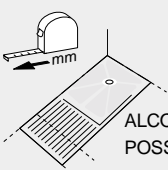
Shower tray contents:

- White shower tray (can be trimmed to a minimum of 1200mm on site)
- Tray Edging Cover Strips
- Waste (only supplied with gravity waste shower tray)
- Fitting instructions

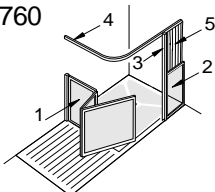
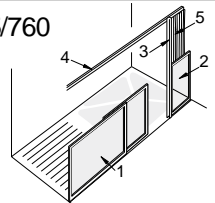
**IMPORTANT NOTE:** Trays and door kits are coded separately - for example: To order a Right hand 655 tray with Invawaste and Trifold enclosure - Order tray (i.e Part number IDISAN46) **PLUS** door kit (i.e Part number 00-090133305).

## RIGHT HAND TRAYS To order tick the relevant circle and fax back.

1 SHOWER TRAY SIZE	2 TRAY PART NUMBER	TRIFOLD DOOR KIT	SLIDE/FOLD DOOR KIT	IMPRESSIONS COLLECTION TRAY/DOOR KIT	SPECIAL DOOR KIT
<b>RIGHT HAND 655 TRAY</b> Price £354 (both trays) 	<input type="radio"/> <b>IDISAN46</b> <input type="checkbox"/> <b>G1</b> c/w Invawaste  <input type="radio"/> <b>IDISAN46LW</b> <input type="checkbox"/> <b>P1</b> Low Waste (See p42-47 for waste pump details)	<input type="radio"/> <b>00-090133305</b> Price £461 	<input type="radio"/> <b>00-090133302</b> Price £461  ALCOVE	<input type="radio"/> <b>SEE PAGE 98-101</b>   PUMP OPTION AVAILABLE	<input type="radio"/> <b>SEE PAGE 67</b>  ALCOVE POSSIBLE

1 SHOWER TRAY SIZE	2 TRAY PART NUMBER	TRIFOLD DOOR KIT	SLIDE/FOLD DOOR KIT	IMPRESSIONS COLLECTION TRAY/DOOR KIT	SPECIAL DOOR KIT
<b>RIGHT HAND 760 TRAY</b> Price £354 (both trays) 	<input type="radio"/> <b>IDISA42</b> <input type="checkbox"/> <b>G1</b> c/w Invawaste  <input type="radio"/> <b>IDISA42LW</b> <input type="checkbox"/> <b>P1</b> Low waste (See p42-47 for waste pump details)	<input type="radio"/> <b>00-090233305</b> Price £461 	<input type="radio"/> <b>00-090233307</b> Price £461  ALCOVE	<input type="radio"/> <b>SEE PAGE 98-101</b>   PUMP OPTION AVAILABLE	<input type="radio"/> <b>SEE PAGE 67</b>  ALCOVE POSSIBLE

## PARTS

<b>RIGHT HAND 655/760 (TRIFOLD DOOR KIT)</b>  <p>Notes: Illustration left applies to both 655 and 760 models For shower tray part numbers see above. Invawaste &amp; Whale pump options - see pages 39-40, 42-47.</p>	<b>RIGHT HAND 655/760 (SLIDE/FOLD DOOR KIT)</b>  <p>Notes: Illustration left applies to both 655 and 760 models For shower tray part numbers see above. Invawaste &amp; Whale pump options - see pages 39-40, 42-47.</p>																																				
<b>RIGHT HAND 655 TRAY</b> <table border="1"> <thead> <tr> <th>DESCRIPTION</th> <th>PART NUMBER</th> <th>PRICE</th> </tr> </thead> <tbody> <tr> <td><input type="radio"/> <b>02-100213302</b></td> <td>1. Door</td> <td>£450</td> </tr> <tr> <td><input type="radio"/> <b>03-040233301</b></td> <td>2. Jamb panel</td> <td>£75</td> </tr> <tr> <td><input type="radio"/> <b>04-030033001</b></td> <td>3. Pole set</td> <td>£70</td> </tr> <tr> <td><input type="radio"/> <b>IDGRL3925W</b></td> <td>4. Curtain rail</td> <td>£41</td> </tr> <tr> <td><input type="radio"/> <b>IDGSS22</b></td> <td>5. Curtain</td> <td>£32</td> </tr> </tbody> </table>	DESCRIPTION	PART NUMBER	PRICE	<input type="radio"/> <b>02-100213302</b>	1. Door	£450	<input type="radio"/> <b>03-040233301</b>	2. Jamb panel	£75	<input type="radio"/> <b>04-030033001</b>	3. Pole set	£70	<input type="radio"/> <b>IDGRL3925W</b>	4. Curtain rail	£41	<input type="radio"/> <b>IDGSS22</b>	5. Curtain	£32	<b>RIGHT HAND 655 TRAY</b> <table border="1"> <thead> <tr> <th>PART NUMBER</th> <th>DESCRIPTION</th> <th>PRICE</th> </tr> </thead> <tbody> <tr> <td><input type="radio"/> <b>02-050213301</b></td> <td>1. Door</td> <td>£450</td> </tr> <tr> <td><input type="radio"/> <b>03-040233304</b></td> <td>2. Jamb panel</td> <td>£75</td> </tr> <tr> <td><input type="radio"/> <b>04-030033001</b></td> <td>3. Pole set</td> <td>£70</td> </tr> <tr> <td><input type="radio"/> <b>IDGRS72W</b></td> <td>4. Curtain rail</td> <td>£23</td> </tr> <tr> <td><input type="radio"/> <b>IDGSS01</b></td> <td>5. Curtain</td> <td>£22</td> </tr> </tbody> </table>	PART NUMBER	DESCRIPTION	PRICE	<input type="radio"/> <b>02-050213301</b>	1. Door	£450	<input type="radio"/> <b>03-040233304</b>	2. Jamb panel	£75	<input type="radio"/> <b>04-030033001</b>	3. Pole set	£70	<input type="radio"/> <b>IDGRS72W</b>	4. Curtain rail	£23	<input type="radio"/> <b>IDGSS01</b>	5. Curtain	£22
DESCRIPTION	PART NUMBER	PRICE																																			
<input type="radio"/> <b>02-100213302</b>	1. Door	£450																																			
<input type="radio"/> <b>03-040233301</b>	2. Jamb panel	£75																																			
<input type="radio"/> <b>04-030033001</b>	3. Pole set	£70																																			
<input type="radio"/> <b>IDGRL3925W</b>	4. Curtain rail	£41																																			
<input type="radio"/> <b>IDGSS22</b>	5. Curtain	£32																																			
PART NUMBER	DESCRIPTION	PRICE																																			
<input type="radio"/> <b>02-050213301</b>	1. Door	£450																																			
<input type="radio"/> <b>03-040233304</b>	2. Jamb panel	£75																																			
<input type="radio"/> <b>04-030033001</b>	3. Pole set	£70																																			
<input type="radio"/> <b>IDGRS72W</b>	4. Curtain rail	£23																																			
<input type="radio"/> <b>IDGSS01</b>	5. Curtain	£22																																			
<b>RIGHT HAND 760 TRAY</b> <table border="1"> <thead> <tr> <th>PART NUMBER</th> <th>DESCRIPTION</th> <th>PRICE</th> </tr> </thead> <tbody> <tr> <td><input type="radio"/> <b>02-100213301</b></td> <td>1. Door</td> <td>£450</td> </tr> <tr> <td><input type="radio"/> <b>03-040233301</b></td> <td>2. Jamb panel</td> <td>£75</td> </tr> <tr> <td><input type="radio"/> <b>04-030033001</b></td> <td>3. Pole set</td> <td>£70</td> </tr> <tr> <td><input type="radio"/> <b>IDGRL3930W</b></td> <td>4. Curtain rail</td> <td>£38</td> </tr> <tr> <td><input type="radio"/> <b>IDGSS22</b></td> <td>5. Curtain</td> <td>£32</td> </tr> </tbody> </table>	PART NUMBER	DESCRIPTION	PRICE	<input type="radio"/> <b>02-100213301</b>	1. Door	£450	<input type="radio"/> <b>03-040233301</b>	2. Jamb panel	£75	<input type="radio"/> <b>04-030033001</b>	3. Pole set	£70	<input type="radio"/> <b>IDGRL3930W</b>	4. Curtain rail	£38	<input type="radio"/> <b>IDGSS22</b>	5. Curtain	£32	<b>RIGHT HAND 760 TRAY</b> <table border="1"> <thead> <tr> <th>PART NUMBER</th> <th>DESCRIPTION</th> <th>PRICE</th> </tr> </thead> <tbody> <tr> <td><input type="radio"/> <b>02-050213301</b></td> <td>1. Door</td> <td>£450</td> </tr> <tr> <td><input type="radio"/> <b>03-040233304</b></td> <td>2. Jamb panel</td> <td>£75</td> </tr> <tr> <td><input type="radio"/> <b>04-030033001</b></td> <td>3. Pole set</td> <td>£70</td> </tr> <tr> <td><input type="radio"/> <b>IDGRS72W</b></td> <td>4. Curtain rail</td> <td>£23</td> </tr> <tr> <td><input type="radio"/> <b>IDGSS01</b></td> <td>5. Curtain</td> <td>£22</td> </tr> </tbody> </table>	PART NUMBER	DESCRIPTION	PRICE	<input type="radio"/> <b>02-050213301</b>	1. Door	£450	<input type="radio"/> <b>03-040233304</b>	2. Jamb panel	£75	<input type="radio"/> <b>04-030033001</b>	3. Pole set	£70	<input type="radio"/> <b>IDGRS72W</b>	4. Curtain rail	£23	<input type="radio"/> <b>IDGSS01</b>	5. Curtain	£22
PART NUMBER	DESCRIPTION	PRICE																																			
<input type="radio"/> <b>02-100213301</b>	1. Door	£450																																			
<input type="radio"/> <b>03-040233301</b>	2. Jamb panel	£75																																			
<input type="radio"/> <b>04-030033001</b>	3. Pole set	£70																																			
<input type="radio"/> <b>IDGRL3930W</b>	4. Curtain rail	£38																																			
<input type="radio"/> <b>IDGSS22</b>	5. Curtain	£32																																			
PART NUMBER	DESCRIPTION	PRICE																																			
<input type="radio"/> <b>02-050213301</b>	1. Door	£450																																			
<input type="radio"/> <b>03-040233304</b>	2. Jamb panel	£75																																			
<input type="radio"/> <b>04-030033001</b>	3. Pole set	£70																																			
<input type="radio"/> <b>IDGRS72W</b>	4. Curtain rail	£23																																			
<input type="radio"/> <b>IDGSS01</b>	5. Curtain	£22																																			

Note: Spare parts for Impressions Collection Door Kits/Special Door Kits - Please refer to Technical Helpdesk on 01869 365500

### SYMBOLS:

Bulk/oversized item



Made to order (see P200)



Tel: 0800 917 0399

www.chilterninvadex.co.uk

Fax: +44 (0) 1869 365588

sales@chilterninvadex.co.uk

# WESTDALE LEVEL ACCESS SHOWER (655/760 MODELS)

## HOW TO ORDER

- 1 CHOOSE SHOWER TRAY SIZE**
- 2 CHOOSE TRAY PART NUMBER & ASSOCIATED WASTE**
  - G1** Gravity Invawaste trap (Included & shown on p39-40)
  - G1.1** Gravity vertical option (p41)
  - P1** (Whale pump needs to be ordered separately for this option - see p42-47)
- 3 CHOOSE DOOR KIT OPTION**

Door and enclosure kit contents:

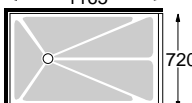
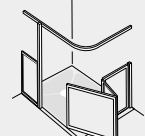
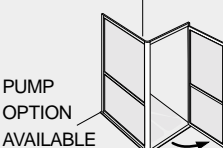
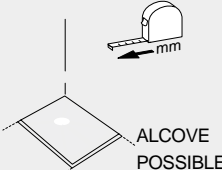
- Door kit (c/w rising butt hinge on Trifold door)
- Half height fixed panel
- Assistance pole (1950mm) to Curtain Rail (floor to Ceiling poles are available as an option - additional £15. Please confirm height requirement)
- Curtain Track and Hooks to suit door option
- White Shower Curtain
- Fitting instructions
- See p143-144 for Shower units (optional extra)

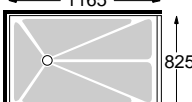
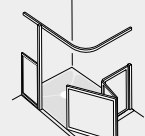

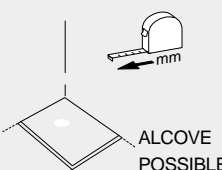
Shower tray contents:

- White shower tray (can be trimmed to a minimum of 1200mm on site)
- Tray Edging Cover Strips
- Waste (only supplied with gravity waste shower tray)
- Fitting instructions

**IMPORTANT NOTE:** Trays and door kits are coded separately - for example: To order a Left hand 655 tray with Invawaste and Trifold enclosure - Order tray (i.e Part number IDIWN01) **PLUS** door kit (i.e Part number 00-060113305).

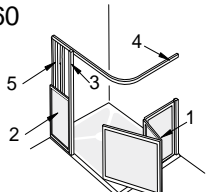
## LEFT HAND TRAYS To order tick the relevant circle and fax back.

1 SHOWER TRAY SIZE	2 TRAY PART NUMBER	3 TRIFOLD DOOR KIT	IMPRESSIONS COLLECTION TRAY/DOOR KIT	SPECIAL DOOR KIT
<b>LEFT HAND 655 TRAY</b> Price £321.90 (all trays) 	<input type="radio"/> <b>IDIWN01</b> <input type="checkbox"/> <b>G1</b> c/w Invawaste  <input type="radio"/> <b>IDIWN01LW</b> <input type="checkbox"/> <b>P1</b> Low Waste (See p42-47 for waste pump details)	<input type="radio"/> <b>00-060113305</b> Price £493.10 	<input type="radio"/> <b>SEE PAGE 96-97</b>  PUMP OPTION AVAILABLE	<input type="radio"/> <b>SEE PAGE 67</b>  ALCOVE POSSIBLE

1 SHOWER TRAY SIZE	2 TRAY PART NUMBER	3 TRIFOLD DOOR KIT	IMPRESSIONS COLLECTION TRAY/DOOR KIT	SPECIAL DOOR KIT
<b>LEFT HAND 760 TRAY</b> Price £321.90 (all trays) 	<input type="radio"/> <b>IDIWS01</b> <input type="checkbox"/> <b>G1</b> c/w Invawaste  <input type="radio"/> <b>IDIWS01LW</b> <input type="checkbox"/> <b>P1</b> Low waste (See p42-47 for waste pump details)	<input type="radio"/> <b>00-060213305</b> Price £493.10 	<input type="radio"/> <b>SEE PAGE 96-97</b>  PUMP OPTION AVAILABLE	<input type="radio"/> <b>SEE PAGE 67</b>  ALCOVE POSSIBLE

## PARTS

**LEFT HAND 655/760 (TRIFOLD DOOR KIT)**



*Notes:*  
 Illustration left applies to both 655 and 760 models  
 For shower tray part numbers see above.  
 Invawaste & Whale pump options - see pages 39-40, 42-47

**LEFT HAND 655 TRAY**

DESCRIPTION	PART NUMBER	PRICE
<input type="radio"/> <b>02-100233302</b>	1. Door	£450
<input type="radio"/> <b>03-040213302</b>	2. Jamb panel	£90
<input type="radio"/> <b>04-030013001</b>	3. Pole set	£70
<input type="radio"/> <b>IDGRL4325W</b>	4. Curtain rail	£38
<input type="radio"/> <b>IDGSS22</b>	5. Curtain	£32

**LEFT HAND 760 TRAY**

<input type="radio"/> <b>02-100233301</b>	1. Door	£450
<input type="radio"/> <b>03-040213302</b>	2. Jamb panel	£90
<input type="radio"/> <b>04-030013001</b>	3. Pole set	£70
<input type="radio"/> <b>IDGRL4330W</b>	4. Curtain rail	£38
<input type="radio"/> <b>IDGSS22</b>	5. Curtain	£32

Note: Spare parts for Impressions Collection Door Kits/Special Door Kits - Please refer to Technical Helpdesk on 01869 365500

### SYMBOLS:

Bulk/oversized item



Made to order (see P200)



Tel: 0800 917 0399

www.chilterninvadex.co.uk

Fax: +44 (0) 1869 365588

sales@chilterninvadex.co.uk

# WESTDALE LEVEL ACCESS SHOWER (655/760 MODELS)

## HOW TO ORDER

- 1 CHOOSE SHOWER TRAY SIZE**
- 2 CHOOSE TRAY PART NUMBER & ASSOCIATED WASTE**
  - G1** Gravity Invawaste trap  
(Included & shown on p39-40)
  - G1.1** Gravity vertical option (p41)
  - P1** (Whale pump needs to be ordered separately for this option - see p42-47)
- 3 CHOOSE DOOR KIT OPTION**

Door and enclosure kit contents:


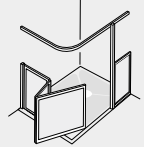
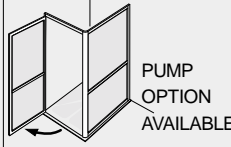
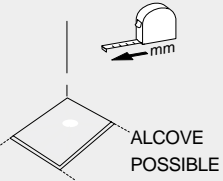
- Door set (c/w rising butt hinge on Trifold door)
- Half height fixed panel
- Assistance pole (1950mm) to Curtain Rail (floor to Ceiling pole available as an option - additional £15. Please confirm height requirement)
- Curtain Track and Hooks to suit door option
- White Shower Curtain
- Fitting instructions
- See p143-144 for Shower units (optional extra)

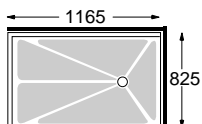
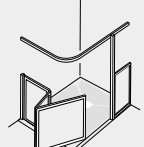
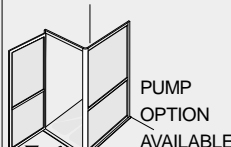
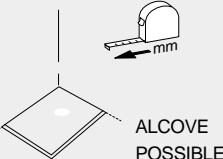
Shower tray contents:

- White shower tray (can be trimmed to a minimum of 1200mm on site)
- Tray Edging Cover Strips
- Waste (only supplied with gravity waste shower tray)
- Fitting instructions

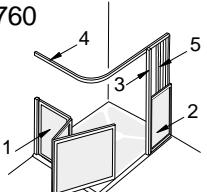
**IMPORTANT NOTE:** Trays and door kits are coded separately - for example: To order a Left hand 655 tray with Invawaste and Trifold enclosure - Order tray (i.e Part number IDIWN03) **PLUS** door kit (i.e Part number 00-060133305).

## RIGHT HAND TRAYS To order tick the relevant circle and fax back.

1 SHOWER TRAY SIZE	2 TRAY PART NUMBER	3 TRIFOLD DOOR KIT	IMPRESSIONS COLLECTION TRAY/DOOR KIT	SPECIAL DOOR KIT
<b>RIGHT HAND 655 TRAY</b> Price £321.90 (all trays) 	<input type="radio"/> IDIWN03 <b>G1</b> c/w Invawaste  <input type="radio"/> IDIWN03LW <b>P1</b> Low Waste (See p42-47 for waste pump details)	<input type="radio"/> 00-060133305 Price £493.10 	<input type="radio"/> SEE PAGE 96-97  PUMP OPTION AVAILABLE	<input type="radio"/> SEE PAGE 67  ALCOVE POSSIBLE

1 SHOWER TRAY SIZE	2 TRAY PART NUMBER	3 TRIFOLD DOOR KIT	IMPRESSIONS COLLECTION TRAY/DOOR KIT	SPECIAL DOOR KIT
<b>RIGHT HAND 760 TRAY</b> Price £321.90 (all trays) 	<input type="radio"/> IDIWS03 <b>G1</b> c/w Invawaste  <input type="radio"/> IDIWS03LW <b>P1</b> Low waste (See p42-47 for waste pump details)	<input type="radio"/> 00-060233305 Price £493.10 	<input type="radio"/> SEE PAGE 96-97  PUMP OPTION AVAILABLE	<input type="radio"/> SEE PAGE 67  ALCOVE POSSIBLE



## PARTS

<b>RIGHT HAND 655/760 (TRIFOLD DOOR KIT)</b> 	<p><i>Notes:</i> Illustration left applies to both 655 and 760 models</p> <p><i>For shower tray part numbers see above.</i></p> <p><i>Invawaste &amp; Whale pump options - see pages 39-40, 42-47.</i></p>
---	--

RIGHT HAND 655 TRAY		
DESCRIPTION	PART NUMBER	PRICE
<input type="radio"/> 02-100213302	1. Door	£450
<input type="radio"/> 03-040233302	2. Jamb panel	£90
<input type="radio"/> 04-030033001	3. Pole set	£70
<input type="radio"/> IDGRL4325W	4. Curtain rail	£38
<input type="radio"/> IDGSS22	5. Curtain	£32

RIGHT HAND 760 TRAY		
DESCRIPTION	PART NUMBER	PRICE
<input type="radio"/> 02-100213301	1. Door	£450
<input type="radio"/> 03-040233302	2. Jamb panel	£90
<input type="radio"/> 04-030033001	3. Pole set	£70
<input type="radio"/> IDGRL4330W	4. Curtain rail	£38
<input type="radio"/> IDGSS22	5. Curtain	£32

Note: Spare parts for Impressions Collection Door Kits/Special Door Kits - Please refer to Technical Helpdesk on 01869 365500

<b>SYMBOLS:</b> Bulk/oversized item  Made to order (see P200) 	<b>Tel: 0800 917 0399</b> <a href="http://www.chilterninvadex.co.uk">www.chilterninvadex.co.uk</a>	<b>Fax: +44 (0) 1869 365588</b> <a href="mailto:sales@chilterninvadex.co.uk">sales@chilterninvadex.co.uk</a>
--	---	---

# WESTDALE LEVEL ACCESS SHOWER (850 MODEL)

## HOW TO ORDER

### 1 CHOOSE SHOWER TRAY SIZE

### 2 CHOOSE TRAY PART NUMBER & ASSOCIATED WASTE

- G1** Gravity Invawaste trap  
(Included & shown on p39-40)
- G1.1** Gravity vertical option (p41)
- P1** (Whale pump needs to be ordered separately for this option - see p42-47)

### 3 CHOOSE DOOR KIT OPTION

Door and enclosure kit contents:

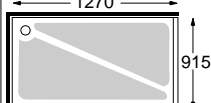
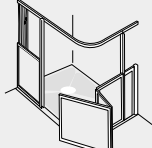
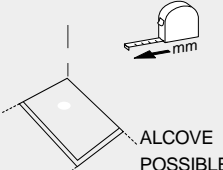
- Door kit (c/w Trifold door)
- Half height fixed panels
- Assistance poles (1950mm) to Curtain Rail  
(floor to Ceiling poles available as an option - additional £15. Please confirm height requirement)
- Curtain Track and Hooks to suit door option
- White Shower Curtain
- Fitting instructions
- See p143-144 for Shower units (optional extra)

Shower tray contents:

- White shower tray (can be trimmed to a minimum of 1200mm on site)
- Tray Edging Cover Strips
- Waste (only supplied with gravity waste shower tray)
- Fitting instructions

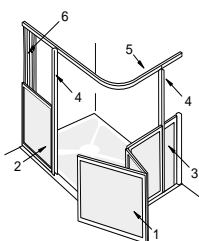
**IMPORTANT NOTE:** Trays and door kits are coded separately - for example: To order a Left hand 850 tray with Invawaste and Trifold enclosure - Order tray (i.e Part number IDISW12) **PLUS** door kit (i.e Part number 00-060913301).

## LEFT HAND TRAYS To order tick the relevant circle and fax back.

1 SHOWER TRAY SIZE	2 TRAY PART NUMBER	3 TRIFOLD DOOR KIT	SPECIAL DOOR KIT		
<b>LEFT HAND 850 TRAY</b> Price £335.20 	<input type="radio"/> <b>IDISW12</b> <input type="checkbox"/> <b>G1</b> c/w Invawaste  <input type="radio"/> <b>IDISW12LW</b> <input type="checkbox"/> <b>P1</b> Low waste (See p42-47 for waste pump details)	<input type="radio"/> <b>00-060913301</b> Price £479.80 	<input type="radio"/> <b>SEE PAGE 67</b> 		

## PARTS

LEFT HAND 850 (TRIFOLD DOOR KIT)



*Notes:*  
 For shower tray part numbers see above.  
 Invawaste & Whale pump options - see pages 39-40, 42-47.

DESCRIPTION	PART NUMBER	PRICE	
<input type="radio"/> <b>IDATD06W</b>	1. Door	£450	
<input type="radio"/> <b>IDAWJ05W</b>	2. Jamb panel (large)	£100	
<input type="radio"/> <b>IDAWD8501W</b>	3. Jamb panel (small)	£100	
<input type="radio"/> <b>IDASWP02W</b>	4. Pole set	£110	
<input type="radio"/> <b>IDGRL4733W</b>	5. Curtain rail	£35	
<input type="radio"/> <b>IDGSS22</b>	6. Curtain	£32	

### SYMBOLS:

Bulk/oversized item



Made to order (see P200)



Tel: 0800 917 0399

www.chilterninvadex.co.uk

Fax: +44 (0) 1869 365588

sales@chilterninvadex.co.uk

# WESTDALE LEVEL ACCESS SHOWER (850 MODEL)

## HOW TO ORDER

### 1 CHOOSE SHOWER TRAY SIZE

### 2 CHOOSE TRAY PART NUMBER & ASSOCIATED WASTE

- G1** Gravity Invawaste trap  
(Included & shown on p39-40)
- G1.1** Gravity vertical option (p41)
- P1** (Whale pump needs to be ordered separately for this option - see p42-47)

### 3 CHOOSE DOOR KIT OPTION

#### Door and enclosure kit contents:

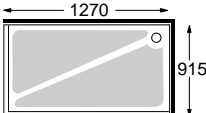
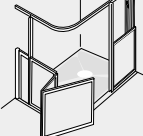
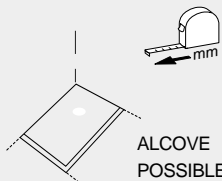
- Door kit (c/w Trifold door)
- Half height fixed panels
- Assistance poles (1950mm) to Curtain Rail (floor to Ceiling poles available as an option - additional £15. Please confirm height requirement)
- Curtain Track and Hooks to suit door option
- White Shower Curtain
- Fitting instructions
- See p143-144 for Shower units (optional extra)

#### Shower tray contents:

- White shower tray (can be trimmed to a minimum of 1200mm on site)
- Tray Edging Cover Strips
- Waste (only supplied with gravity shower tray)
- Fitting instructions

**IMPORTANT NOTE:** Trays and door kits are coded separately - for example: To order a Left hand 850 tray with Invawaste and Trifold enclosure - Order tray (i.e Part number IDISW13) **PLUS** door kit (i.e Part number 00-060933301).

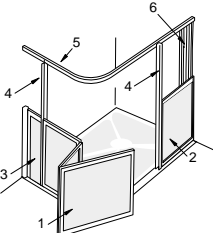
## RIGHT HAND TRAYS To order tick the relevant circle and fax back.

1 SHOWER TRAY SIZE	2 TRAY PART NUMBER	3 TRIFOLD DOOR KIT	SPECIAL DOOR KIT
<p><b>RIGHT HAND 850 TRAY</b> Price £335.20</p> 	<p><input type="radio"/> <b>IDISW13</b> <input type="checkbox"/> <b>G1</b> c/w Invawaste</p> <p><input type="radio"/> <b>IDISW13LW</b> <input type="checkbox"/> <b>P1</b> Low waste (See p42-47 for waste pump details)</p>	<p><input type="radio"/> <b>00-060933301</b> Price £479.80</p> 	<p><input type="radio"/> <b>SEE PAGE 67</b></p> 

## PARTS

DESCRIPTION	PART NUMBER	PRICE	
<input type="radio"/> <b>IDATD05W</b>	1. Door	£450	
<input type="radio"/> <b>IDAWJ06W</b>	2. Jamb panel (large)	£100	
<input type="radio"/> <b>IDAWD8503W</b>	3. Jamb panel (small)	£100	
<input type="radio"/> <b>IDASWP01W</b>	4. Pole set	£110	
<input type="radio"/> <b>IDGRL4733W</b>	5. Curtain rail	£35	
<input type="radio"/> <b>IDGSS22</b>	6. Curtain	£32	

**RIGHT HAND 850 (TRIFOLD DOOR KIT)**



*Notes:*  
For shower tray part numbers see above.  
Invawaste & Whale pump options - see pages 39-40, 42-47

#### SYMBOLS:

Bulk/oversized item



Made to order (see P200)



Tel: 0800 917 0399

www.chilterninvadex.co.uk

Fax: +44 (0) 1869 365588

sales@chilterninvadex.co.uk

# WESTDALE LEVEL ACCESS SHOWER (1000 MODEL)

## HOW TO ORDER

### 1 CHOOSE SHOWER TRAY SIZE

### 2 CHOOSE TRAY PART NUMBER & ASSOCIATED WASTE

- G1** Gravity Invawaste trap (Included & shown on p39-40)
- G1.1** Gravity vertical option (p41)
- P1** (Whale pump needs to be ordered separately for this option - see p42-47)

### 3 CHOOSE DOOR KIT OPTION

Door and enclosure kit contents:

- Door kit (c/w Trifold door)
- Half height fixed panels
- Assistance poles (1950mm) to Curtain Rail (floor to Ceiling poles available as an option - additional £15. Please confirm height requirement)
- Curtain Track and Hooks to suit door option
- White Shower Curtain
- Fitting instructions
- See p143-144 for Shower units (optional extra)

Shower tray contents:

- White shower tray (can be trimmed to a minimum of 1200mm on site)
- Tray Edging Cover Strips
- Waste (only supplied with gravity shower tray)
- Fitting instructions

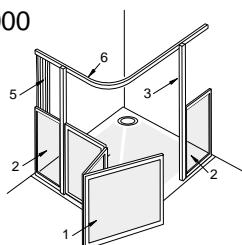
**IMPORTANT NOTE:** Trays and door kits are coded separately - for example: To order a square tray with Invawaste and Trifold enclosure - Order tray (i.e Part number IDISW10) **PLUS** door kit (i.e Part number 00-060523301).

## SQUARE TRAY (NOT HANDED) To order tick the relevant circle and fax back.

1 SHOWER TRAY SIZE	2 TRAY PART NUMBER	3 LEFT HAND DOOR KIT	RIGHT HAND DOOR KIT	SPECIAL DOOR KIT
<b>WESTDALE 1000 TRAY</b> Price £335.20 	<input type="radio"/> <b>IDISW10</b> <input type="checkbox"/> <b>G1</b> c/w Invawaste  <input type="radio"/> <b>IDISW10LW</b> <input type="checkbox"/> <b>P1</b> Low waste (See p42-47 for waste pump details)	<input type="radio"/> <b>00-060523301</b> Price £479.80 	<input type="radio"/> <b>00-060523302</b> Price £479.80 	<input type="radio"/> <b>SEE PAGE 67</b> 

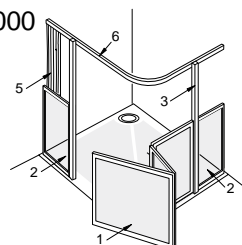
## PARTS

### WESTDALE 1000 (LEFT HAND DOOR KIT)



*Notes:*  
 For shower tray part numbers see above.  
 Invawaste & Whale pump options - see pages 39-40, 42-47

### WESTDALE 1000 (RIGHT HAND DOOR KIT)



*Notes:*  
 For shower tray part numbers see above.  
 Invawaste & Whale pump options - see pages 39-40, 42-47

DESCRIPTION	PART NUMBER	PRICE	DESCRIPTION	PART NUMBER	PRICE
<input type="radio"/> <b>IDATD05W</b>	1. Door	£450	<input type="radio"/> <b>IDATD06W</b>	1. Door	£450
<input type="radio"/> <b>IDASW10W</b>	2. Jamb panel	£145	<input type="radio"/> <b>IDASW10W</b>	2. Jamb panel	£145
<input type="radio"/> <b>IDASWP01W</b>	3. Pole set	£110	<input type="radio"/> <b>IDASWP02W</b>	3. Pole set	£110
<input type="radio"/> <b>IDGRL39W</b>	4. Curtain rail	£46	<input type="radio"/> <b>IDGRL39W</b>	4. Curtain rail	£46
<input type="radio"/> <b>IDGSS22</b>	5. Curtain	£32	<input type="radio"/> <b>IDGSS22</b>	5. Curtain	£32

### SYMBOLS:

Bulk/oversized item



Made to order (see P200)



Tel: 0800 917 0399

www.chilterninvadex.co.uk

Fax: +44 (0) 1869 365588

sales@chilterninvadex.co.uk

# CARDALE MK2 LEVEL ACCESS SHOWER

## HOW TO ORDER

### 1 CHOOSE SHOWER TRAY SIZE

### 2 CHOOSE A COMBINED TRAY & DOOR KIT OPTION (this is a complete kit)

**P3** Integral waste pump included as standard (& shown on p50)

### Door and enclosure kit contents:

- Door kit (c/w rising butt hinge on Trifold door)
- Half height fixed panel
- Assistance pole (1830mm) to Curtain Rail (floor to Ceiling poles are available as an option - additional £15. Please confirm height requirement)
- Curtain Track and Hooks to suit door option
- White Shower Curtain
- Fitting instructions
- See p143 for Shower units (optional extra) (electric shower recommended)

### Shower tray contents:

- White shower tray
- Tray Edging Cover Strip
- Fitting instructions

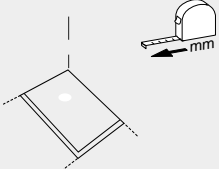
**IMPORTANT NOTE:** Trays and door kits on this page are supplied under one code as a complete kit.

## LEFT HAND TRAY To order tick the relevant circle and fax back.

1 SHOWER TRAY SIZE		2 SHOWER TRAY/ TRIFOLD DOOR KIT	SHOWER TRAY/ TRIFOLD DOOR KIT & HALF HEIGHT PANELS	SHOWER TRAY/ TRIFOLD DOOR KIT & FULL HEIGHT PANELS	SPECIAL DOOR KIT
LEFT HAND TRAY 	Order as a <b>P3</b> complete tray & door kit using part no's shown right. Waste detail shown on p50.	<input type="radio"/> 00-080713301 Price £1157 	<input type="radio"/> 00-080713302 Price £1566 <input checked="" type="radio"/> 	<input type="radio"/> 00-080713303 Price £1777 <input checked="" type="radio"/> 	SEE PAGE 67 

### Please note:

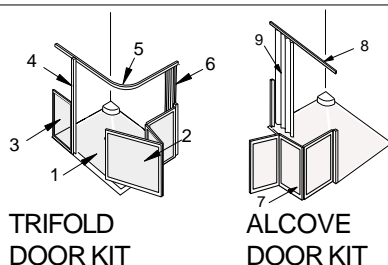
Tray must be installed 1240mm tile to tile

2 TRIFOLD DOOR KIT (ALCOVE INSTALLATION)			SPECIAL DOOR KIT
<input type="radio"/> 00-080713304 Price £1157 <input checked="" type="radio"/> 			SEE PAGE 67 

## PARTS

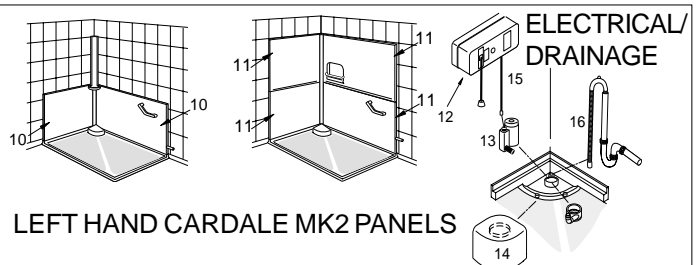
### LEFT HAND CARDALE MK2

Notes:  
For shower tray part number see below



TRIFOLD  
DOOR KIT

ALCOVE  
DOOR KIT



LEFT HAND CARDALE MK2 PANELS

ELECTRICAL/  
DRAINAGE

PART NUMBER	DESCRIPTION	PRICE	PART NUMBER	DESCRIPTION	PRICE
<input type="radio"/> IDIC05	1. Tray	£351.80	<input type="radio"/> IDICP01	10. Half height wall panels	£441
<input type="radio"/> 02-100233304	2. Door (Trifold)	£435	<input type="radio"/> IDICP05	11. Full height wall panels	£667.10
<input type="radio"/> 03-040213303	3. Jamb panel	£90			
<input type="radio"/> 04-030013001	4. Pole set	£70			
<input type="radio"/> IDGRL5129W	5. Curtain rail	£38			
<input type="radio"/> IDGSS22	6. Curtain	£32			
ALCOVE MODEL			ELECTRICAL COMPONENTS/DRAINAGE (TO SUIT ALL KITS)		
<input type="radio"/> 02-100233303	7. Alcove (RH door)	£270	<input type="radio"/> SHSU050	12. Wiring block	£174
<input type="radio"/> IDGRS72W	8. Curtain rail	£23	<input type="radio"/> SHPU032	13. Pump	£180
<input type="radio"/> IDGSS01	9. Curtain	£22	<input type="radio"/> SH0695W	14. Pump cover	£31
			<input type="radio"/> SHPU004/12v	15. Rewire lead	£27
			<input type="radio"/> SHSU019	16. Flexihose	£8

### SYMBOLS:

Bulk/oversized item



Made to order (see P200)



Tel: 0800 917 0399

www.chilterninvadex.co.uk

Fax: +44 (0) 1869 365588

sales@chilterninvadex.co.uk

# CARDALE MK2 LEVEL ACCESS SHOWER

## HOW TO ORDER

- 1 CHOOSE SHOWER TRAY SIZE**
- 2 CHOOSE A COMBINED TRAY & DOOR KIT OPTION (this is a complete kit)**
- P3** Integral waste pump included as standard (& shown on p50)

- Door and enclosure kit contents:
- Door kit (c/w rising butt hinge on Trifold door)
  - Half height fixed panel
  - Assistance pole (1830mm) to Curtain Rail (floor to Ceiling poles are available as an option - additional £15. Please confirm height requirement)
  - Curtain Track and Hooks to suit door option
  - White Shower Curtain
  - Fitting instructions
  - See p143 for Shower units (optional extra) (electric shower recommended)

- Shower tray contents:
- White shower tray
  - Tray Edging Cover Strip
  - Fitting instructions

**IMPORTANT NOTE:** Trays and door kits on this page are supplied under one code as a complete kit.

## RIGHT HAND TRAY To order tick the relevant circle and fax back.

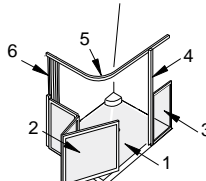
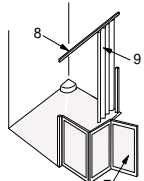
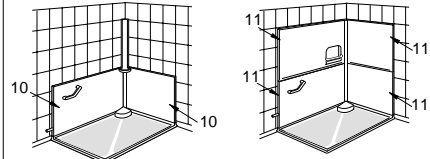
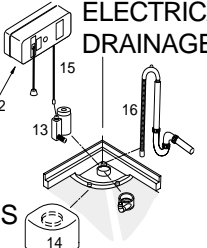
1 SHOWER TRAY SIZE		2 SHOWER TRAY/ TRIFOLD DOOR KIT	SHOWER TRAY/ TRIFOLD DOOR KIT & HALF HEIGHT PANELS	SHOWER TRAY/ TRIFOLD DOOR KIT & FULL HEIGHT PANELS	SHOWER TRAY/ SPECIAL DOOR KIT
RIGHT HAND TRAY 	Order as a <b>complete tray &amp; door kit</b> using part no's shown right. Waste detail shown on p50. <b>P3</b>	<input type="radio"/> <b>00-080733301</b> Price £1157 	<input type="radio"/> <b>00-080733302</b> Price £1566 <input checked="" type="radio"/> 	<input type="radio"/> <b>00-080733303</b> Price £1777 <input checked="" type="radio"/> 	<b>SEE PAGE 67</b> 

### Please note:

Tray must be installed 1240mm tile to tile

2 TRIFOLD DOOR KIT (ALCOVE INSTALLATION)		SPECIAL DOOR KIT
<input type="radio"/> <b>00-080733304</b> Price £1157 <input checked="" type="radio"/> 		<b>SEE PAGE 67</b> 

## PARTS

RIGHT HAND CARDALE MK2			ELECTRICAL/ DRAINAGE		
	<b>TRIFOLD DOOR KIT</b>			<b>ALCOVE DOOR KIT</b>	
	<b>RIGHT HAND CARDALE MK2 PANELS</b>				
<b>PART NUMBER</b>	<b>DESCRIPTION</b>	<b>PRICE</b>	<b>PART NUMBER</b>	<b>DESCRIPTION</b>	<b>PRICE</b>
<input type="radio"/> <b>IDIC07</b>	1. Tray	£351.80	<input type="radio"/> <b>IDICP03</b>	10. Half height wall panels	£441
<input type="radio"/> <b>02-100213304</b>	2. Door (Trifold)	£435	<input type="radio"/> <b>IDICP07</b>	11. Full height wall panels	£667.10
<input type="radio"/> <b>03-040233303</b>	3. Jamb panel	£90			
<input type="radio"/> <b>04-030033001</b>	4. Pole set	£70			
<input type="radio"/> <b>IDGRL5129W</b>	5. Curtain rail	£38			
<input type="radio"/> <b>IDGSS22</b>	6. Curtain	£32			
<b>ALCOVE MODELS</b>			<b>ELECTRICAL COMPONENTS/DRAINAGE (TO SUIT ALL KITS)</b>		
<input type="radio"/> <b>02-100213303</b>	7. Alcove (LH door)	£270	<input type="radio"/> <b>SHSU050</b>	12. Wiring block	£174
<input type="radio"/> <b>IDGRS72W</b>	8. Curtain rail	£23	<input type="radio"/> <b>SHPU032</b>	13. Pump	£180
<input type="radio"/> <b>IDGSS01</b>	9. Curtain	£22	<input type="radio"/> <b>SH0695W</b>	14. Pump cover	£31
			<input type="radio"/> <b>SHPU004/12v</b>	15. Rewire lead	£27
			<input type="radio"/> <b>SHSU019</b>	16. Flexihose	£8

### SYMBOLS:

Bulk/oversized item 

Made to order (see P200) 

Tel: 0800 917 0399

www.chilterninvadex.co.uk

Fax: +44 (0) 1869 365588

sales@chilterninvadex.co.uk