

SHOWER DRAINS & PUMPS



Wet floor kit

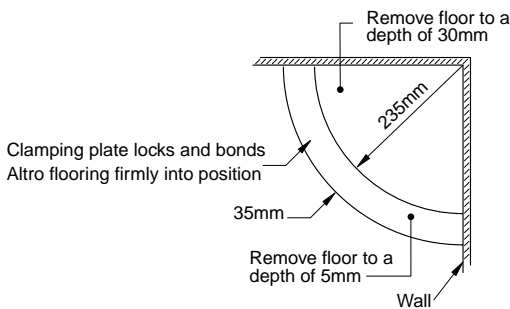
- Allows water to be pumped away on a wet floor installation where conventional drainage is difficult
- Should be used on a concrete floor where the whole bathroom is to be a wet area
- Designed to be mounted in the corner with the floor graded down to it.
- Quiet, safe 12 volt pump quickly and efficiently pumps waste water away to a typical washing machine type stack
- Float switch activates alarm in wiring block to indicate a surge in water flow
- Easy to install with the minimum of structural disruption within most screed levels
- Tough durable GRP for long lasting appearance
- Wiring block controls pump, shower and extractor fan from one electrical source

code	product	quantity		Price
SHWFKIT2	Wet Floor Kit	single unit		£415
SHWFKIT2	Wet Floor Kit	5 units	each	£410
SHWFKIT2	Wet Floor Kit	box of 10+ units	each	£400

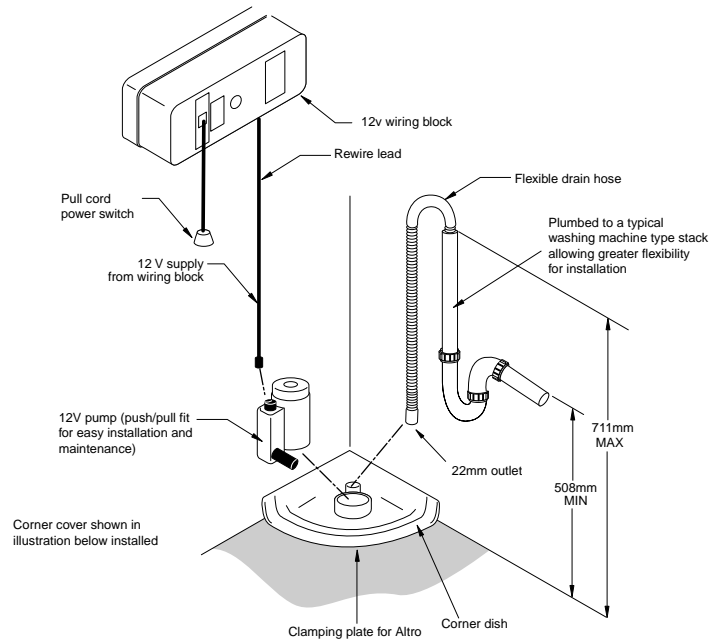
Kit contains: Flexible drain hose, Wiring block, 12 volt pump, Pump lead, Corner dish, Corner cover, Cover mounting brackets, plugs, screws & base, clamping plate

Technical information

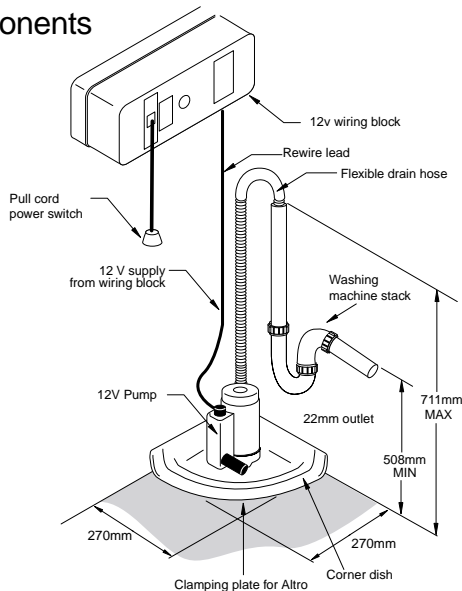
Corner detail for floor removal for corner dish



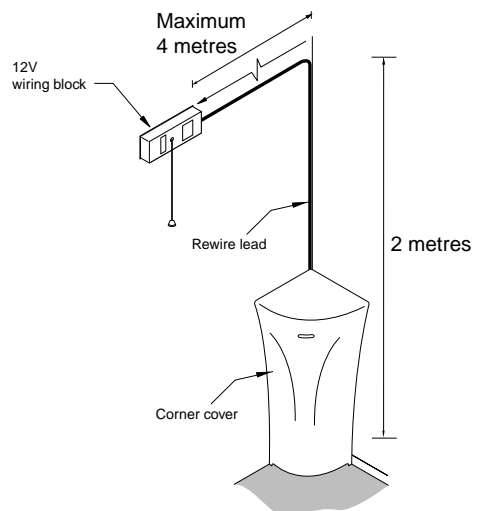
Exploded view of components



Installed components



Installed complete



SYMBOLS:

Bulk/oversized item



Made to order (see P200)



Tel: 0800 917 0399

www.chilterninvadex.co.uk

Fax: +44 (0) 1869 365588

sales@chilterninvadex.co.uk