

# Moving and Handling

## Wispa 100 Plus Ceiling Mounted Hoist Range

The complete Moving and Handling solution for the home and care environment



# Moving and Handling

## Wispa™ 100 Plus Ceiling Mounted Hoist Range

Moving and Handling solutions for the home and care environment

Wispa - the name synonymous with safe moving and handling for over 20 years, introduces the 100 Plus.

A range of ceiling mounted hoists which has combined the simplicity of the popular 100 Series with a new, aesthetically pleasing design and added safety features ideal for home or care environments.

Each model ensures controlled transfer from the bed, chair, floor, toilet or bath at the touch of a button.



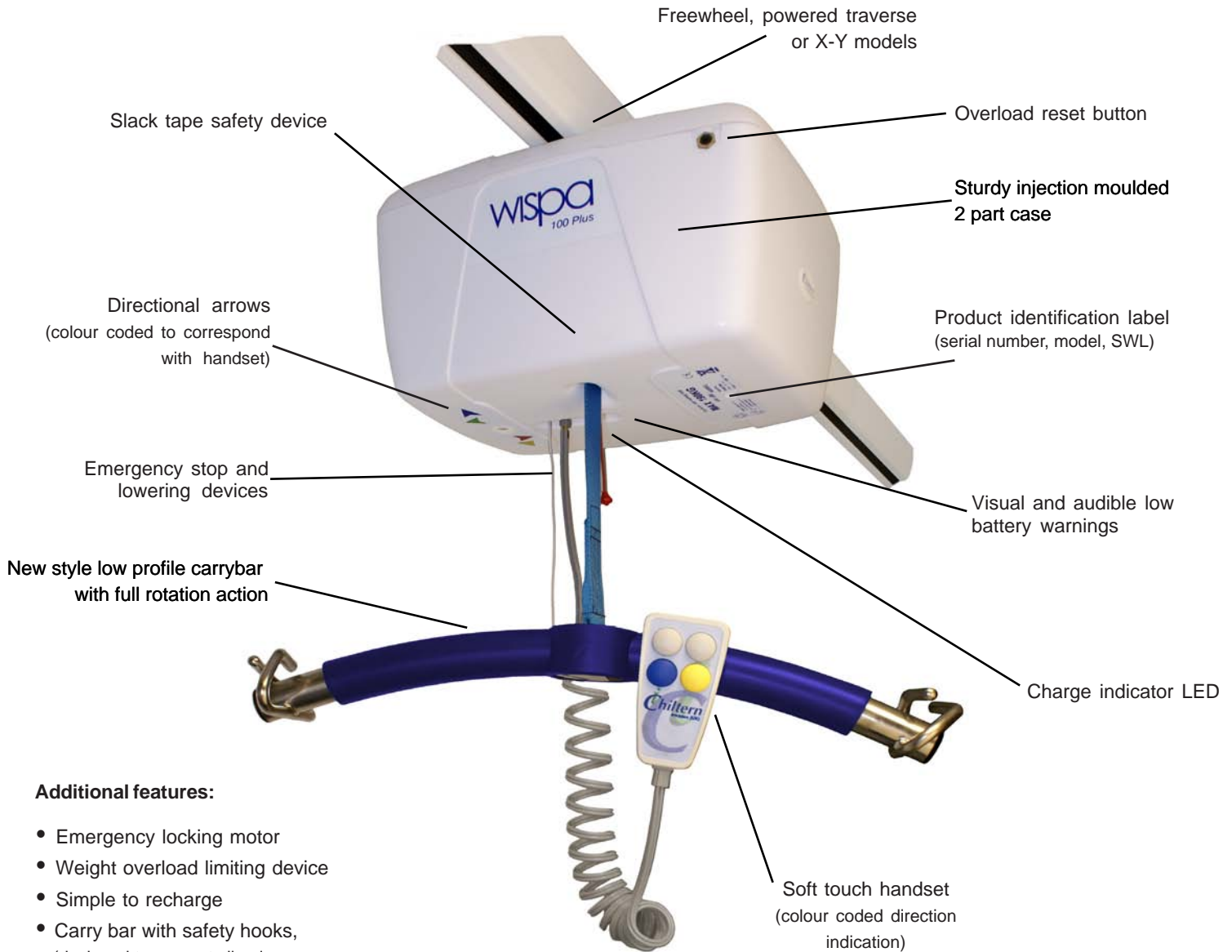
The hand control has light touch pneumatic buttons creating a safe operating system, ideal for bathing, and incorporates colour coded buttons which correspond to coloured arrows on the hoist to give clear indication of the direction of travel.

The 100 Plus is available in manual or powered traverse models, complete with a choice of power supply (rechargeable battery or mains connected) to suit both track length and room layout.

Flexible design means the Wispa 100 Plus can be installed using ceiling or wall brackets, or to a free standing modular or heavy duty gantry unit (subject to survey).



# Wispa™ 100 Plus Ceiling Mounted Hoist Range



## Additional features:

- Emergency locking motor
- Weight overload limiting device
- Simple to recharge
- Carry bar with safety hooks, (designed to prevent sling loops detaching)
- Available in both, 130kg (20st) and 190kg (29st) safe working load versions

## Wispa Lite Portable Hoist

The Wispa Lite is a portable ceiling or gantry mounted hoist that can be removed from the track and easily transported to an alternative destination



## Wispa Lite Portable

- Compact in size
- Simple to transport and reconnect
- Optional attachment handle and lanyard available, allowing easy connection to the ceiling track
- Maximum load 200kg (30 stones).



# Wispa™ 100 Plus

## Solutions for living

Wispa models allow safe, controlled transfer from a bed, chair, toilet or bathing area at the touch of a button. Choose from manual traverse, powered traverse, or X-Y. The motorised X-Y system is ideal for the smooth transfer of a patient around a multi-bedded hospital ward, or any situation where access is required throughout the room.

## Moving & Handling policy

Wispa can make a valuable contribution towards a safe moving and handling policy, helping to avoid back injury. The correct equipment, coupled with appropriate training can minimise the need for manual handling. Please ask for details of our comprehensive range of professional training programmes.

## Safety

A host of safety features are provided as standard on the Wispa 100 Plus Ceiling Mounted Hoist range, for patient and carer safety. All models comply with Medical Device Directives and are manufactured and tested to the requirements of ISO 10535.

## Survey and installation

A Chiltern Invadex Technical Sales Representative can provide a detailed survey and design service including a 1:20 scale drawing.

Installations are undertaken by our fully trained and experienced team of engineers. Including full track load testing and instruction on hoist controls.

The company is a CHAS and Constructionline accredited contractor providing confidence in a safe and reliable installation.



# Wispa™ 100 Plus Features

## Power options to suit

Mains powered transformer models (W, WL) have no battery to recharge and are ideal for tracks up to 3 metres.

Battery models (WB, WLB) offer increased options for track length and layout with their own independent power supply on board.

## Economical but simple to recharge

Always ready to go, Wispa is easy to charge. Simply return the hoist to the track end to start the charging process.

## Safe, controlled handling

**Limiting device** - to stop the maximum load being exceeded.

If the operator is distracted a limit switch prevents the patient being raised too high or lowered too far.

## Emergency stop with reset facility

should an emergency arise, this simple feature provides reassurance for both user and carer.

**Emergency lowering** - in case of battery failure a lowering device is fitted.

## Lift motor has a self lock facility

to prevent the user being lowered unintentionally.



## Patient Handling Slings

A range of patient handling slings is available including;

- Toileting
- Hammock
- Amputee
- Recumbent
- Universal
- Full support universal
- and a paediatric range

Most are available in three standard material options;

- Lightweight, durable and porous polyester
- Royal Net material providing drainage for bathing
- Easy slide Slinci backing



## Versatile

Chiltern Invadex offer an 'XY' system which can provide complete room coverage (see figure a).

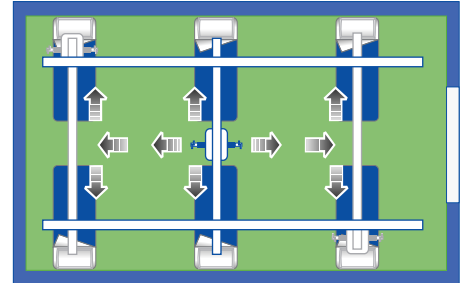


Figure a

Moving between rooms is also made simple. The Wispa allows easy transfer, as ceiling track can be fitted in most rooms throughout the house (see figure b).

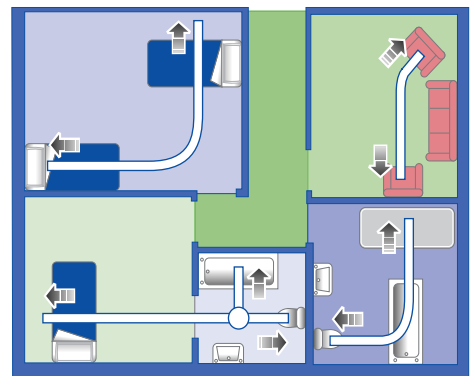


Figure b

## Other model options

The Wispa 200 and 300 series hoists offer enhanced lifting capabilities, up to 272kgs (42 stones). A Wispa Mobile hoist is also available. Please call to request a brochure or visit our website at [www.chilterninvadex.co.uk](http://www.chilterninvadex.co.uk)



200/300 Series



Wispa Duo

Chiltern Invadex (UK) Limited  
126 Churchill Road  
Bicester  
Oxfordshire  
OX264XD

Tel: 01869 365500  
Fax: 01869 365588  
Email: sales@chilterninvadex.co.uk  
Web: www.chilterninvadex.co.uk

Other products available from Chiltern Invadex include:

### Showering and Bathing

Shower Cubicles  
Level, Easy and Step-in Showers  
Wet Floor packages  
Shower Chairs  
Shower Trolleys and Stretchers  
Easy Transfer Baths

### Moving and Handling

200/300 Series Ceiling Mounted Hoists  
Mobile Hoist  
Portable Hoist  
Slings

Extended warranty programmes and full service contracts available on all hoists to comply with LOLER (1998) regulations.

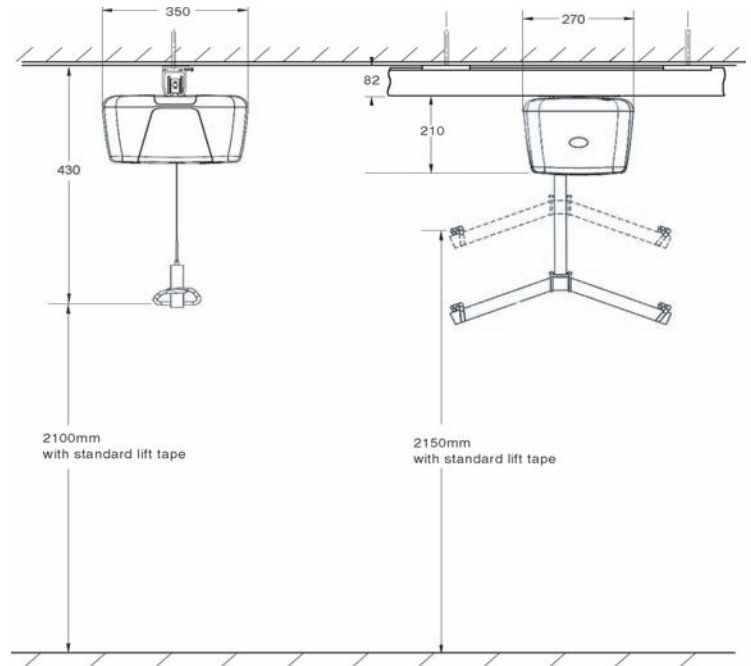


Brochure Hotline: 01869 365500

### Approval standards

The Chiltern Invadex 100 Plus hoist carries the CE Mark and complies with EC Directives:-  
Medical Device Directive (93/42/EEC)  
EMC Directive (89/336/EEC)  
Low Voltage Directive (73/23/EEC)  
Manufactured and tested to ISO 10535  
Electronics to BS EN 60601

For additional technical information please call for a copy of our Moving and Handling Specifiers Guide or see our website at [www.chilterninvadex.co.uk](http://www.chilterninvadex.co.uk)



### Track specification

White coated aluminium extrusion available in straight lengths and bend options at 10, 15, 30, 45 or 90 degrees

