

Moving and Handling

Wispa™ 100 Series Ceiling Mounted Hoist Range

Moving and Handling solutions for the home and care environment

Wispa - the name synonymous with safe moving and handling brings a host of safety features, designed to suit both user and carer.

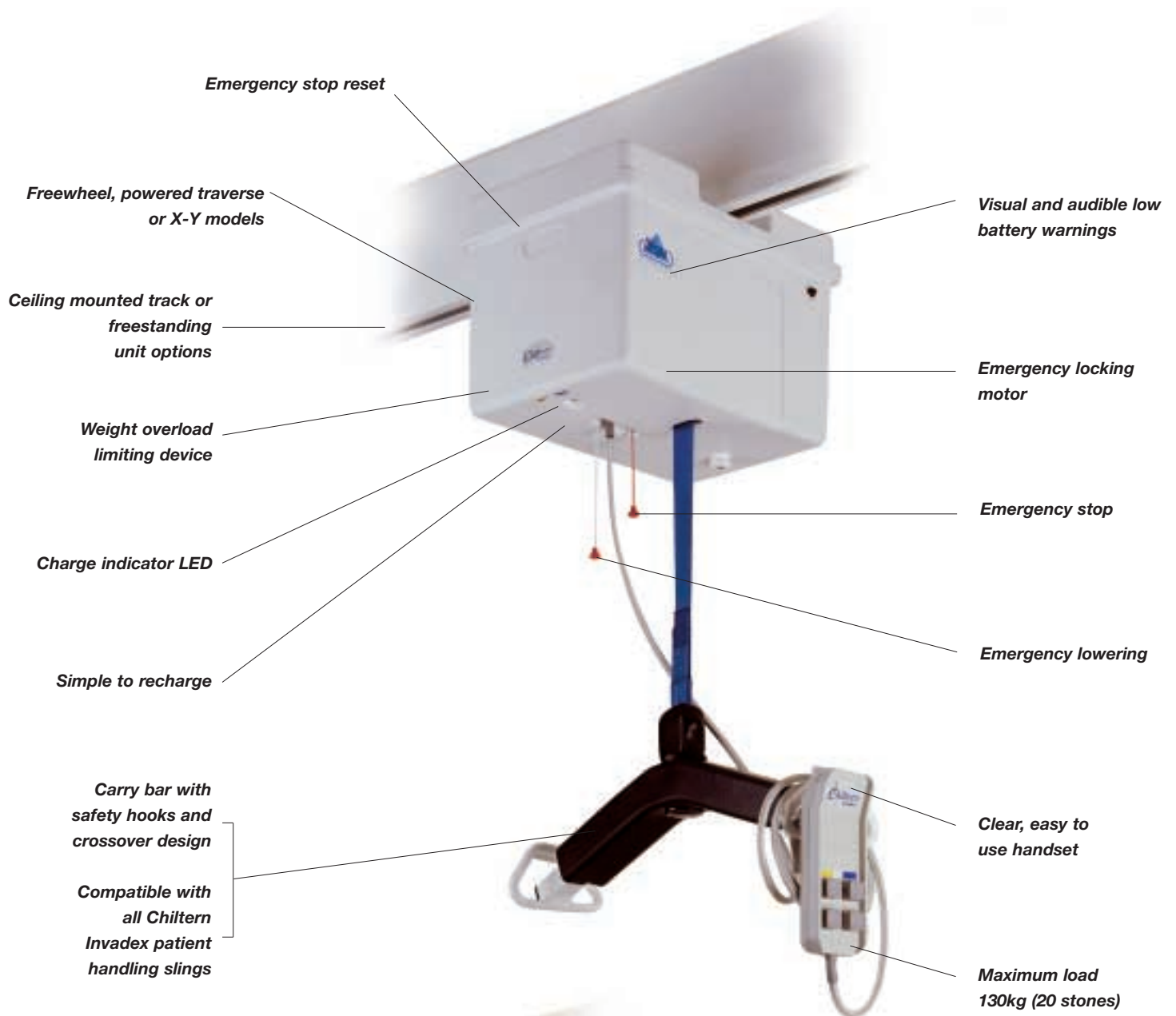


Flexible design means the Wispa 100 range can be easily connected to the ceiling, or to a free standing unit (subject to survey), while a lightweight Portable model can be moved from track to track.

Five model options, including Freewheel, Powered traverse or X-Y are available with power options to suit both track length and room layout. Each model ensures controlled transfer from the bed, wheelchair or floor at the touch of a button.



Wispa™ 100 Series Ceiling Mounted Hoist Range



Wispa Portable

- *Compact in size*
- *Simple to transport and reconnect*
- *Carrying case provided*
- *Optional 'Handley' connector and lanyard available, allowing easy connection to the ceiling track*
- *Maximum load 130kg (20 stones).*



Wispa Portable

The Wispa Portable is a lightweight hoist that can be removed from the ceiling track and repositioned wherever it is required.



Wispa™ 100 Series Features

Power options to suit

Mains powered transformer models (W, WL) have no battery to recharge and are ideal for tracks up to 3 metres.

Battery models (WB, WLB) offer increased options for track length and layout with their own independent power supply on board.

Economical but simple to recharge

Always ready to go, Wispa is easy to charge. Simply return the hoist to the track end to start the charging process.

Safe, controlled handling

Limiting device - to stop the maximum load being exceeded.

If the operator is distracted a limit switch prevents the patient being raised too high or lowered too far.

Emergency stop with reset facility

facility - should an emergency arise, this simple feature provides reassurance for both user and carer.

Emergency lowering - in case of battery failure a lowering device is fitted.

Lift motor has a self lock facility - to prevent the user being lowered unintentionally.

Other model options

The Wispa 200 and 300 series hoists offer enhanced lifting capabilities, up to 272kgs (42 stones). Please call to request a brochure.



Options

Weigh Monitor

A compact precision weighing scale, that easily attaches to the lifting tape on the hoist and weighs up to 300kg in steps of 200g.

- Supplied with carry case for storage and portability
- The weight Monitor allows for measurement of Body Mass Index (BMI) from 30kg (4 stones) upwards
- Toggle display for kg and stone/lb/oz
- Simple to read and operate.

Patient Handling Slings

A range of patient handling slings is available including Toileting, Hammock, Amputee and Recumbent options, together with Universal and Full Support Universal Slings.

- Lightweight, durable and porous Trevira® polyester for comfort
- Easy to position
- Padded sections to reduce tissue damage
- Colour coded tapes for ease of identification.

Versatile

Chiltern Invadex offer an 'XY' system which can provide complete room coverage (see figure a).

Moving between rooms is also made simple. The Wispa allows easy transfer, as ceiling track can be fitted in most rooms throughout the house (see figure b).

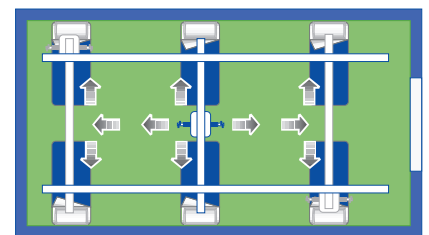


Figure a

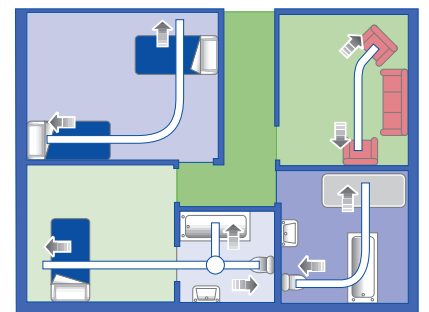


Figure b



A photograph of a white Wispa 100 Series hoist system. The hoist is mounted on a ceiling and has a white strap with buckles attached. The background is a blurred view of a hospital room with a window showing a blue sky and green trees.

Wispa™ 100 Series

Solutions for living

Wispa models allow safe, controlled transfer from a bed, chair, toilet or bathing area at the touch of a button. Choose from manual traverse, powered traverse, or X-Y. The motorised X-Y system is ideal for the smooth transfer of a patient around a multi-bedded hospital ward, or any situation where access is required throughout the room.

Moving & Handling policy

Wispa can make a valuable contribution towards a safe moving and handling policy, helping to avoid back injury. The correct equipment, coupled with appropriate training can minimise the need for manual handling. Please ask for details of our comprehensive range of professional training programmes.

Safety

A host of safety features are provided as standard on the Wispa 100 Series Ceiling Mounted Hoist range, for patient and carer safety. All models comply with Medical Device Directives and are manufactured and tested to relevant sections of BS EN10535.

Survey and installation

A Chiltern Invadex Technical Sales Representative can provide a detailed survey, including a 1:20 scale drawing. Please ask for details.



Chiltern Invadex Ltd ●
 Chiltern House
 6 Wedgwood Road
 Bicester, Oxfordshire
 OX26 4UL
 Tel: 01869 246470
 Fax: 01869 247214
 E-mail: sales@chilterninvadex.co.uk
 Web: www.chilterninvadex.co.uk

Overseas Enquiries
 Tel: +44 (0) 1869 365545
 Fax: +44 (0) 1869 365567
 E-mail: export@chilterninvadex.co.uk

Chiltern Invadex Ltd ●
 66-68 Manchester Road
 Chapel-en-le-Frith
 High Peak
 SK23 9TP
 Tel: 01298 816366
 Fax: 01298 816106

Chiltern Invadex (NI) Ltd ●
 5 Balloo Way
 Balloo Industrial Estate
 Bangor, County Down
 BT19 7QZ
 Tel: 028 9145 0497
 Fax: 028 9127 0046

From Eire
 Tel: 048 9145 0497
 Fax: 048 9127 0046

Chiltern Invadex Ltd ●
 Unit 16 Evans Business Centre
 68-74 Queen Elizabeth Avenue
 Hillington Industrial Estate
 Glasgow
 G52 4NQ
 Tel: 0141 880 9986
 Fax: 0141 880 9990

Technical Information					
	A	B	C	D	E
Wispa Ceiling Mounted Hoists	2300mm	498mm	336mm	247mm	293mm
Wispa Portable	2300mm	600mm	-	-	-
Features					
Model	W	WB	WL	WLB	WP
Power source	Transformer	Battery	Transformer	Battery	Battery
Emergency Stop	●	●	●	●	●
Emergency Lowering	●	●	●	●	●
Cordless Operation		●		●	●
Battery Low Indicator		●		●	●
Onboard Battery Power		●		●	●
Manual Traversing	●	●			●
Power Traversing			●	●	

Wispa Ceiling Mounted Hoists

Wispa Portable



Other products available from Chiltern Invadex include:

Showering and Bathing

- Shower Cubicles
- Shower Accessories
- Shower Seats and Shower Chairs
- Shower Trolleys and Stretchers
- Walk-in and Easy Transfer Baths
- Level, Easy and Step-in Showers

Moving and Handling

- 200/300 Series Ceiling Mounted Hoists
- Wheelchairs
- Slings
- Poolside Hoists

Extended warranty programmes and full service contracts available on all hoists to comply with LOLER (1998) regulations.

Brochure Hotline: 0800 917 0399

Approval standards

CE Mark: The Chiltern Invadex Wispa Hoist carries the CE Mark and complies with EC Directives:-
 Medical Device Directive (93/42/EEC)
 EMC Directive (89/336/EEC)
 Low Voltage Directive (73/23/EEC)
 Manufactured and tested to BS EN10535
 Electronics to BS EN 60601



Bicester, Chapel-en-le-Frith and Dukinfield are BS EN ISO 9001 approved (FM 40009).
 Bangor Northern Ireland is BS EN ISO 9002 approved (FM 21085).

Copyright © Chiltern Invadex Ltd
 The design of the product shown on this brochure is vested in Chiltern Invadex Ltd and should not be copied or reproduced in anyway whatsoever without the express permission in writing of Chiltern Invadex Ltd.
 As part of our commitment to new product development we reserve the right to alter specifications without prior notice.
 This is an original design of Chiltern Invadex Ltd in which Design Right subsists.
 Published by: Chiltern Invadex Ltd, 6 Wedgwood Road, Bicester, Oxon, OX26 4UL Registered in England No: 1182024 ISSUE 4 June 2002
 In Northern Ireland: Chiltern Invadex (NI) Ltd, 5 Balloo Way, Balloo Industrial Estate, Bangor, County Down, BT19 7QZ Registered No: NI 19958

CI/SfB	(87)	X	(U35)



www.chilterninvadex.co.uk

Moving and Handling

Wispa™ 100 Series Ceiling Mounted Hoist Range

The complete Moving and Handling solution for the home and care environment

