

WET FLOORS



WET FLOOR SELECTOR (TRUE LEVEL ACCESS - NO THRESHOLD)

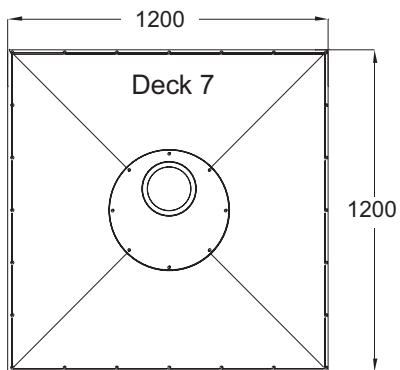
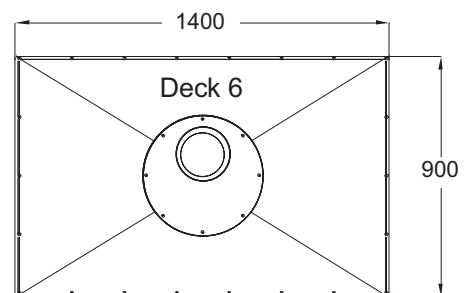
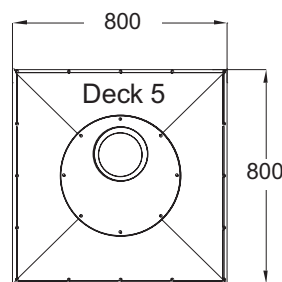
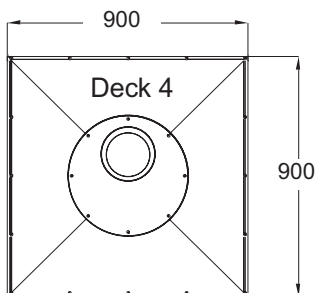
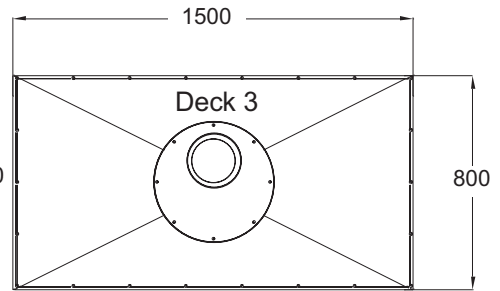
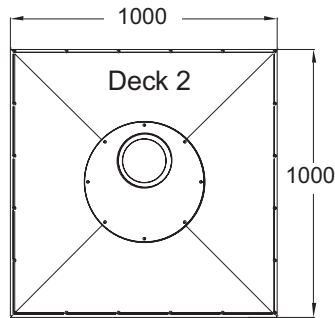
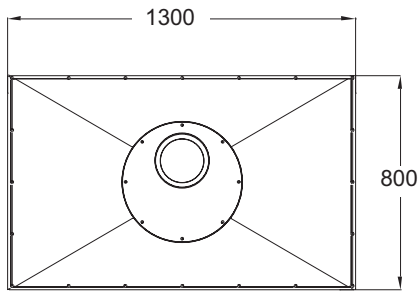
Use this wet floor selector to choose the EasiDec Extra size required. The key at the foot of the page explains the symbols used throughout this section.

Note: EasiDec models 1, 2, 3, 6, & 7 are recommended DDA compliant sizes. However, other sizes are available as shown and the final decision will rest ultimately with the specifier. Additional sizes are available to special request.

EasiDec Extra

Wet floor trays are 22mm thick

NOT HANDED



A unique, drainage feature allows the installer to rotate the drain aperture to any position that will avoid a joist or any other under floor obstruction. Simply place the EasiDec Extra where it will be installed and if the drain aperture interferes with a joist, just rotate the centre section until it is clear and fit the trap.

This tray is quick fit and requires no under boarding.



WET FLOORS

The EasiDec is installed under the floor and covered with vinyl flooring to create a completely level access showering area.

Typical wet floor door & enclosure options



Slide/fold doors for alcove installation



Pair of doors hinged off jamb and meeting on the corner



Pair of bi-fold doors hinged off wall and meeting on the corner



Jamb panel & assistance pole

Kit contents

Door and enclosure kit contents:

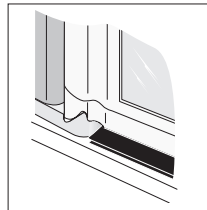
- EasiDec wet floor dec
- Door set c/w rising butt hinge (as appropriate) shown right
- Half height fixed panel (s) (as appropriate)
- Assistance pole(s) (1950mm) to Curtain Rail (floor to Ceiling pole available as an option - advise height)
- Wet floor bolster (to suit)
- Curtain Track and Hooks to suit door option
- White Shower Curtain
- Fitting instructions

Dec only contents

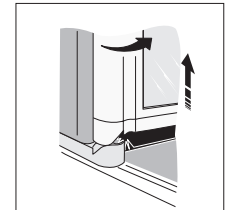
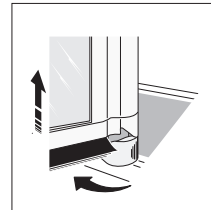
- EasiDec wet floor dec
- Fitting instructions

Rising butt hinge

All Chiltern Invadex EasiDec doors are fitted with rising butt hinges as standard. This allows the door to rise and glide smoothly and effortlessly across the floor surface, as shown below. Allows the doors to rise 7mm and offers flexibility through 180 degree rotation.



Rising butt hinge



Waste options - Pumped

code	product	colour	Price
IDWWP05	P1 Pump with wet floor gulley	White	£366
IDWWP07	P1.1 Pump with wet floor gulley for use with Mira Advance Extra shower unit.	White	£396

WET FLOOR BOLSTER



Wet floor bolster section - 35mm radius
for use with Chiltern Invadex doors & enclosures only
(Included as standard with enclosure package)

- Bolsters are included in the enclosure kit as standard for the EasiDec range
- Wall mounted aluminium extrusion which allows a Chiltern Invadex wet floor enclosure to be fixed to the wall
- Follows the 35mm radius for wet floor covering
- Wet floor bolster is shown below with Chiltern Invadex slide & fold door & rising butt hinge



Portascreen shower guard

- Containing the spray from a shower is made simple with the Portascreen shower guard.
- Portable and easy to handle
- Folds flat for storage
- Hinged doors are easily positioned to provide maximum protection for the carer, when assisting in the shower
- Special sizes can be made to order. Extended delivery times apply

code	product	Price
IDGPS02	White Portascreen Shower Guard - 3 panel (1475mm)	£160
IDGPS01	White Portascreen Shower Guard - 4 panel (2000mm)	£180

Technical information (3 panel)

description

Dimensions folded
Fully extended length
Overall height
Weight

dimensions

530mm x 815mm (21" x 32")
1474mm (4' 10")
815mm (32")
9 kg

Individual Panel Lengths

Panel 1 = 480mm
Panel 2 = 515mm
Panel 3 = 480mm

Technical information (4 panel)

description

Dimensions folded
Fully extended length
Overall height
Weight

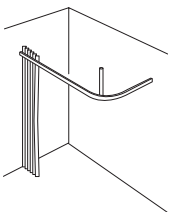
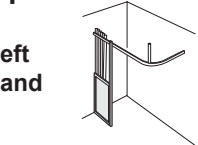

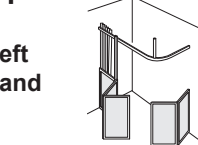

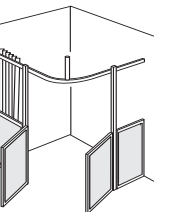
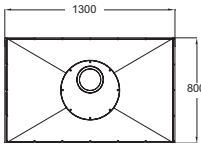
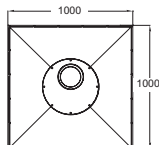
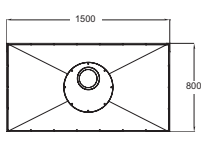
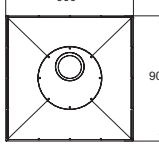
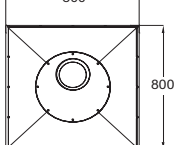
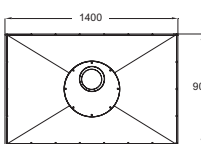
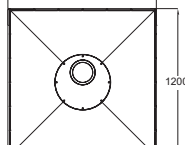
dimensions

1000mm x 815mm (39" x 32")
2000mm (6' 7")
815mm (32")
12 kg

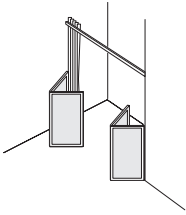
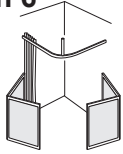
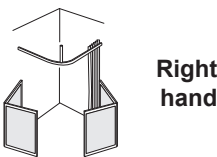
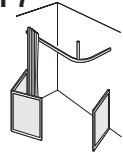
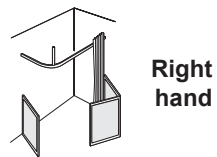
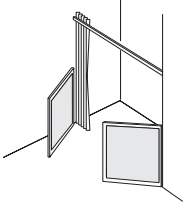
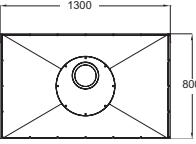
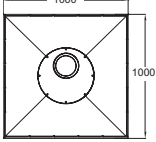
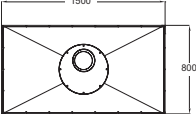
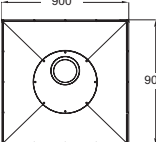
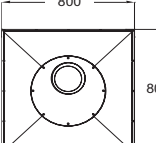
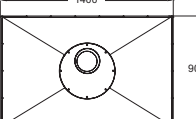
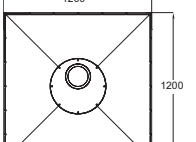
Individual Panel Lengths

Panel 1 = 493mm
Panel 2 = 507mm
Panel 3 = 507mm
Panel 4 = 493mm

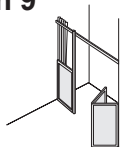
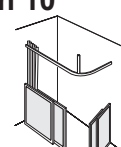
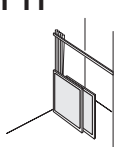
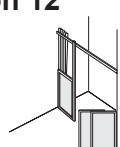
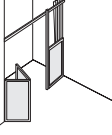
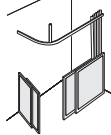
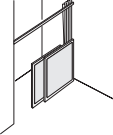
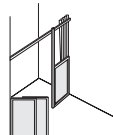
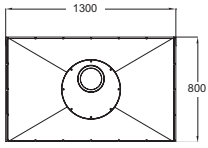
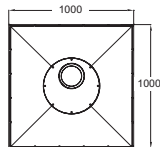
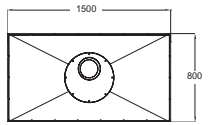
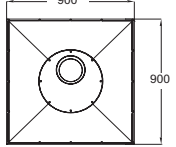
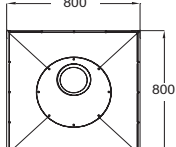
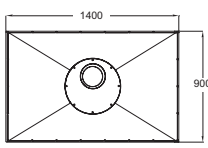
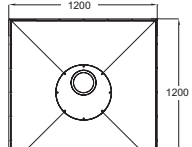
WET FLOOR TRAYS & ENCLOSURES

<p>Note: Gravity waste (G3) included</p> <p>Kit contents: Tray c/w gravity waste (G3) Enclosure (as illustrated) Curtain rail White shower curtain</p>	<p>Option 1</p>  <p>Not handed</p>	<p>Option 2</p> <p>Left hand</p>  <p>Right hand</p> 	<p>Option 3</p> <p>Left hand</p>  <p>Right hand</p> 	<p>Option 4</p>  <p>Not handed</p>
 <p>EASIDEC 1</p> <p>01-1108230E1 Dec only £230</p>	<p>00-101123001</p> <p>Price £262</p>	<p>00-101113302 = LH 00-101133302 = RH</p> <p>Price £470</p>	<p>00-101113303 = LH 00-101133303 = RH</p> <p>Price £770</p>	
 <p>EASIDEC 2</p> <p>01-1108230E2 Dec only £230</p>	<p>00-101223001</p> <p>Price £262</p>	<p>00-101233002 = LH 00-101233302 = RH</p> <p>Price £470</p>		<p>00-101223304</p> <p>Price £760</p>
 <p>EASIDEC 3</p> <p>01-1108230E3 Dec only £230</p>	<p>00-101323301</p> <p>Price £262</p>	<p>00-101313302 = LH 00-101333302 = RH</p> <p>Price £470</p>	<p>00-101313303 = LH 00-101333303 = RH</p> <p>Price £770</p>	
 <p>EASIDEC 4</p> <p>01-1108230E4 Dec only £230</p>	<p>00-101423301</p> <p>Price £262</p>	<p>00-101413302 = LH 00-101433302 = RH</p> <p>Price £470</p>		<p>00-101423304</p> <p>Price £760</p>
 <p>EASIDEC 5</p> <p>01-1108230E5 Dec only £230</p>	<p>00-101523301</p> <p>Price £262</p>	<p>00-101513302 = LH 00-101533302 = RH</p> <p>Price £470</p>		
 <p>EASIDEC 6</p> <p>01-1108230E6 Dec only £230</p>	<p>00-101623301</p> <p>Price £262</p>	<p>00-101613302 = LH 00-101633302 = RH</p> <p>Price £470</p>	<p>00-101613303 = LH 00-101633303 = RH</p> <p>Price £770</p>	
 <p>EASIDEC 7</p> <p>01-1108230E7 Dec only £264</p>	<p>00-101723301</p> <p>Price £297</p>	<p>00-101713302 = LH 00-101733302 = RH</p> <p>Price £510</p>		<p>00-101723304</p> <p>Price £760</p>

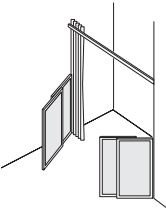
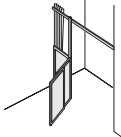
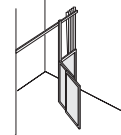
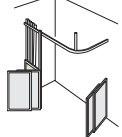
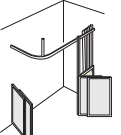
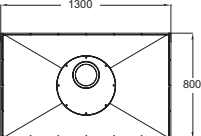
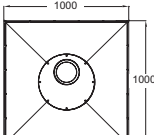
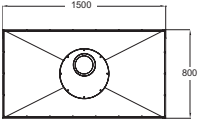
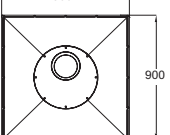
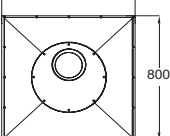
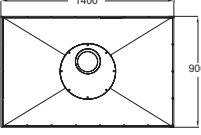
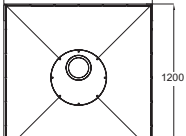
WET FLOOR TRAYS & ENCLOSURES

<p>Note: Gravity waste (G3) included</p> <p>Kit contents: Tray c/w gravity waste (G3) Enclosure (as illustrated) Curtain rail White shower curtain</p>	<p>Option 5</p>  <p>Not handed</p>	<p>Option 6</p> <p>Left hand</p>  <p>Right hand</p> 	<p>Option 7</p> <p>Left hand</p>  <p>Right hand</p> 	<p>Option 8</p>  <p>Not handed</p>
 <p>EASIDEC 1</p> <p>01-1108230E1 Dec only £230</p>	<p>00-101123305</p> <p>Price £670</p>	<p>00-101113306 = LH 00-101133306 = RH</p> <p>Price £670</p>	<p>00-101113307 = LH 00-101133307 = RH</p> <p>Price £630</p>	<p>00-101123308</p> <p>Price £595</p>
 <p>EASIDEC 2</p> <p>01-1108230E2 Dec only £230</p>		<p>00-101223306 *Not handed (Square)</p> <p>Price £670</p>		<p>00-101223308</p> <p>Price £595</p>
 <p>EASIDEC 3</p> <p>01-1108230E3 Dec only £230</p>	<p>00-101323305</p> <p>Price £670</p>	<p>00-101313306 = LH 00-101333306 = RH</p> <p>Price £670</p>	<p>00-101313307 = LH 00-101333307 = RH</p> <p>Price £630</p>	<p>00-101323308</p> <p>Price £595</p>
 <p>EASIDEC 4</p> <p>01-1108230E4 Dec only £230</p>		<p>00-101423306 *Not handed (Square)</p> <p>Price £670</p>		
 <p>EASIDEC 5</p> <p>01-1108230E5 Dec only £230</p>		<p>00-101523306 *Not handed (Square)</p> <p>Price £670</p>		
 <p>EASIDEC 6</p> <p>01-1108230E6 Dec only £230</p>	<p>00-101623305</p> <p>Price £670</p>	<p>00-101613306 = LH 00-101633306 = RH</p> <p>Price £670</p>	<p>00-101613307 = LH 00-101633307 = RH</p> <p>Price £630</p>	<p>00-101623308</p> <p>Price £595</p>
 <p>EASIDEC 7</p> <p>01-1108230E7 Dec only £264</p>	<p>00-101723305</p> <p>Price £700</p>	<p>00-101723306 *Not handed (Square)</p> <p>Price £700</p>		<p>00-101723308</p> <p>Price £630</p>

WET FLOOR TRAYS & ENCLOSURES

<p>Note: Gravity waste (G3) included</p> <p>Kit contents: Tray c/w gravity waste (G3) Enclosure (as illustrated) Curtain rail White shower curtain</p>	<p>Option 9</p> <p>Left hand</p> 	<p>Option 10</p> <p>Left hand</p> 	<p>Option 11</p> <p>Left hand</p> 	<p>Option 12</p> <p>Left hand</p> 
	<p>Right hand</p> 	<p>Right hand</p> 	<p>Right hand</p> 	<p>Right hand</p> 
 <p>EASIDEC 1</p> <p>01-1108230E1 Dec only £230</p>	<p>00-101113309 = LH 00-1011133309 = RH</p> <p>Price £648</p>	<p>00-101113310 = LH 00-1011133310 = RH</p> <p>Price £690</p>	<p>00-101113311 = LH 00-1011133311 = RH</p> <p>Price £575</p>	<p>00-101113312 = LH 00-1011133312 = RH</p> <p>Price £655</p>
 <p>EASIDEC 2</p> <p>01-1108230E2 Dec only £230</p>		<p>00-101223310 *Not handed (square)</p> <p>Price £690</p>	<p>00-101213311 = LH 00-101233311 = RH</p> <p>Price £575</p>	
 <p>EASIDEC 3</p> <p>01-1108230E3 Dec only £230</p>	<p>00-101313309 = LH 00-101333309 = RH</p> <p>Price £648</p>	<p>00-101313310 = LH 00-101333310 = RH</p> <p>Price £690</p>	<p>00-101313311 = LH 00-101333311 = RH</p> <p>Price £575</p>	<p>00-101313312 = LH 00-101333312 = RH</p> <p>Price £655</p>
 <p>EASIDEC 4</p> <p>01-1108230E4 Dec only £230</p>		<p>00-101423310 *Not handed (square)</p> <p>Price £690</p>	<p>00-101413311 = LH 00-101433311 = RH</p> <p>Price £575</p>	
 <p>EASIDEC 5</p> <p>01-1108230E5 Dec only £230</p>		<p>00-101523310 *Not handed (square)</p> <p>Price £690</p>	<p>00-101413311 = LH 00-101433311 = RH</p> <p>Price £575</p>	
 <p>EASIDEC 6</p> <p>01-1108230E6 Dec only £230</p>	<p>00-101613309 = LH 00-101633309 = RH</p> <p>Price £648</p>	<p>00-101613310 = LH 00-101633310 = RH</p> <p>Price £690</p>	<p>00-101613311 = LH 00-101633311 = RH</p> <p>Price £575</p>	<p>00-101313312 = LH 00-101333312 = RH</p> <p>Price £655</p>
 <p>EASIDEC 7</p> <p>01-1108230E7 Dec only £264</p>		<p>00-101723310 *Not handed (square)</p> <p>Price £720</p>	<p>00-101713311 = LH 00-101733311 = RH</p> <p>Price £610</p>	<p>00-101713312 = LH 00-101733312 = RH</p> <p>Price £690</p>

WET FLOOR TRAYS & ENCLOSURES

<p>Note: Gravity waste (G3) included</p> <p>Kit contents: Tray c/w gravity waste (G3) Enclosure (as illustrated) Curtain rail White shower curtain</p>	<p>Option 13</p>  <p>Not handed</p>	<p>Option 14</p> <p>Left hand</p>  <p>Right hand</p> 	<p>Option 15</p> <p>Left hand</p>  <p>Right hand</p> 
 <p>EASIDEC 1</p> <p>01-1108230E1 Dec only £230</p>	<p>00-101123313</p> <p>Price £695</p>	<p>00-101113314 = LH 00-101133314 = RH</p> <p>Price £655</p>	<p>00-101113315 = LH 00-101133315 = RH</p> <p>Price £830</p>
 <p>EASIDEC 2</p> <p>01-1108230E2 Dec only £230</p>			
 <p>EASIDEC 3</p> <p>01-1108230E3 Dec only £230</p>	<p>00-101323313</p> <p>Price £695</p>	<p>00-101133314 = LH 00-101333314 = RH</p> <p>Price £655</p>	<p>00-101313315 = LH 00-101333315 = RH</p> <p>Price £830</p>
 <p>EASIDEC 4</p> <p>01-1108230E4 Dec only £230</p>			
 <p>EASIDEC 5</p> <p>01-1108230E5 Dec only £230</p>			
 <p>EASIDEC 6</p> <p>01-1108230E6 Dec only £230</p>	<p>00-101623313</p> <p>Price £695</p>	<p>00-101613314 = LH 00-101633314 = RH</p> <p>Price £655</p>	<p>00-101613315 = LH 00-101633315 = RH</p> <p>Price £830</p>
 <p>EASIDEC 7</p> <p>01-1108230E7 Dec only £264</p>	<p>00-101723313</p> <p>Price £725</p>	<p>00-101713314 = LH 00-101733314 = RH</p> <p>Price £690</p>	<p>00-101713315 = LH 00-101733315 = RH</p> <p>Price £860</p>

WET FLOOR WASTE OPTIONS



WET FLOOR GRAVITY WASTE



Gravity waste for wet floor
suitable for timber floor construction

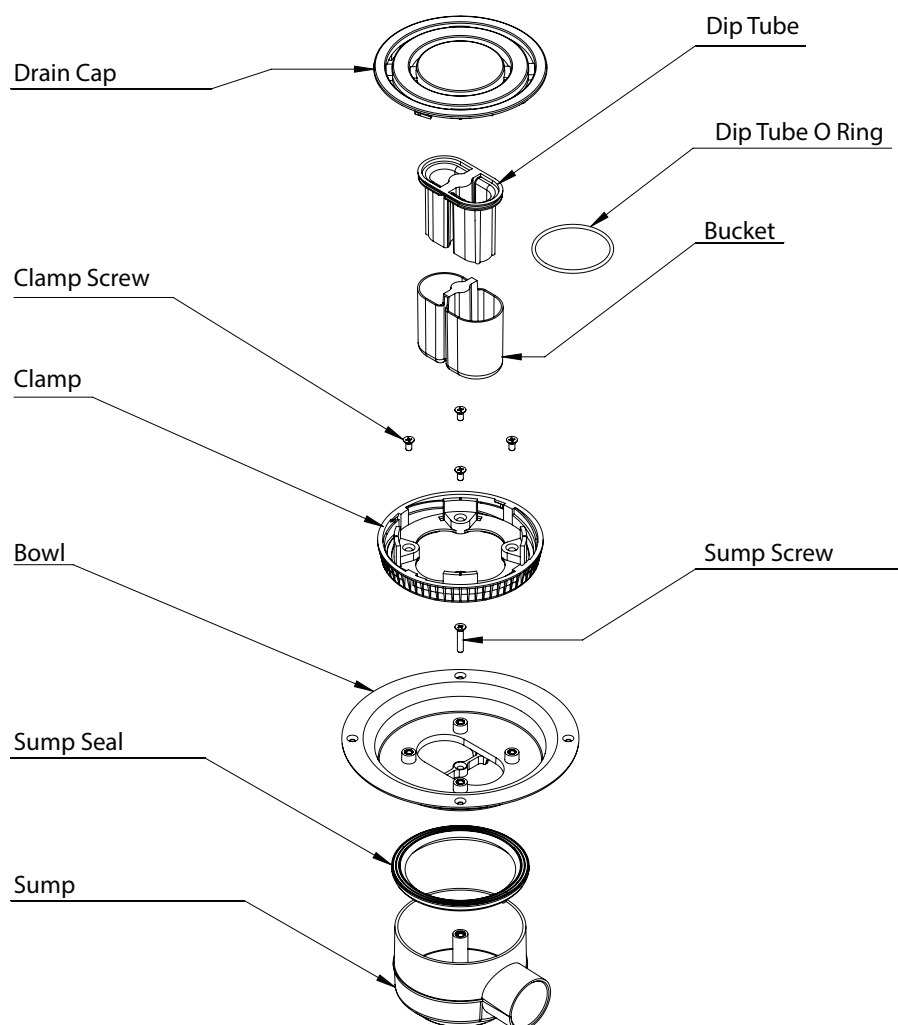
Included with Easidec kit

- Designed for use on a timber floor installation - sits within void in joists
- For use with the EasiDec wet floor
- 19mm water seal trap
- Removable top cover for routine cleaning and maintenance

code	product	colour	Price
SH0203	Plain gravity waste adaptor and trap	White	£63

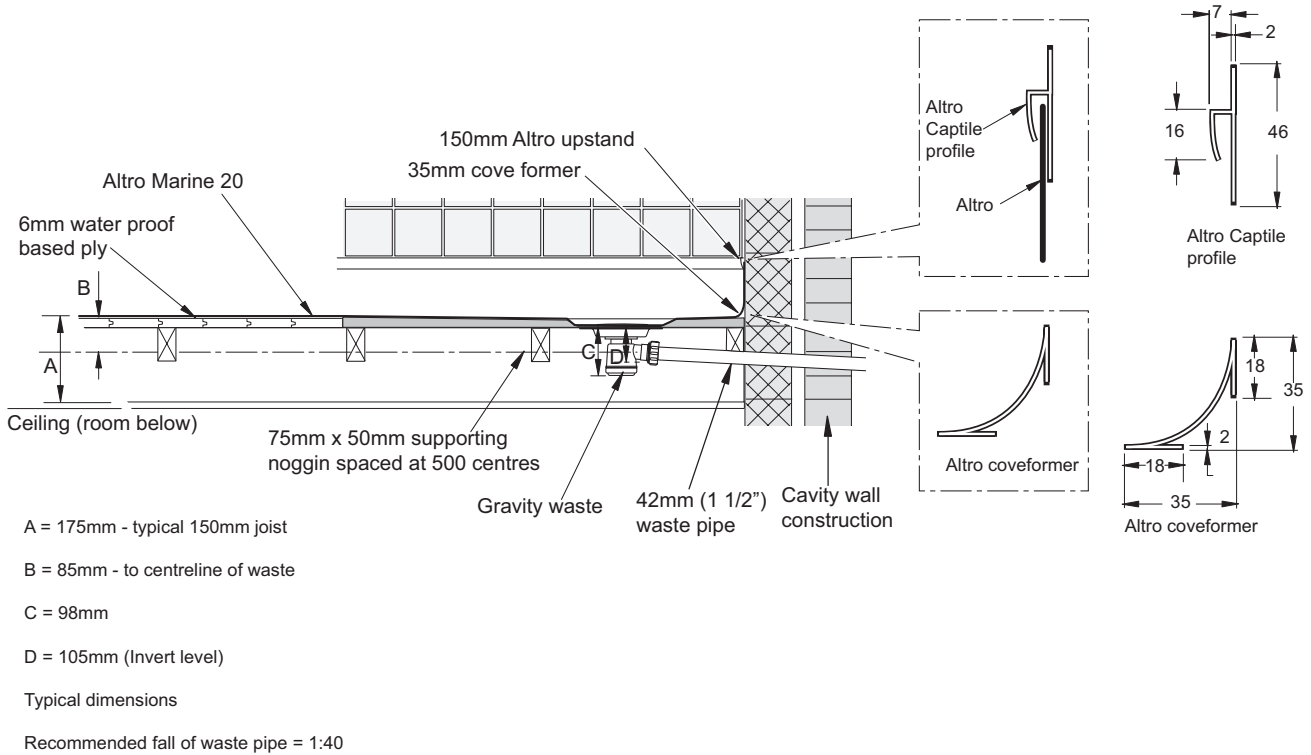
WET FLOOR GRAVITY WASTE SPECIFICATION

Gravity waste for wet floor
cross section exploded view

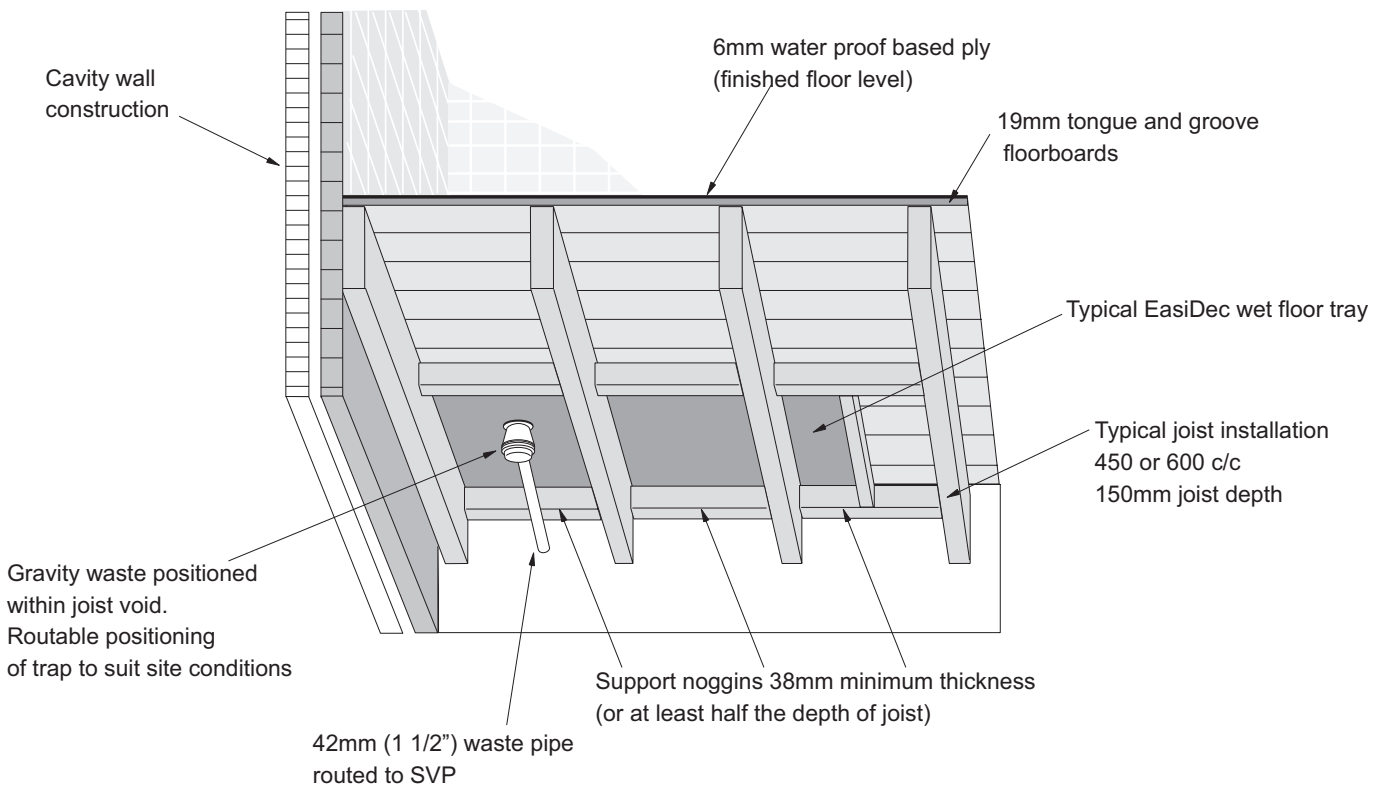


WET FLOOR GRAVITY WASTE

TYPICAL CROSS SECTION THROUGH WET FLOOR 'EASIDEC' - TIMBER FLOOR CONSTRUCTION



TYPICAL 3D SECTION THROUGH WET FLOOR 'EASIDEC' - TIMBER FLOOR CONSTRUCTION



WET FLOOR PUMPED WASTE



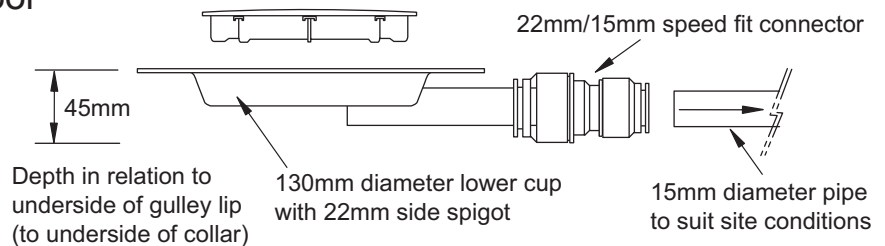
Pumped waste for wet floor suitable for concrete floor construction

- Designed for use on a concrete floor installation
- Ideal application when a wet floor installation is required and it is not possible to utilise a gravity version due to the depth of a typical gravity trap. The Whale waste outlet and pipework can be sited into the screed requiring only a 45mm depth, therefore unaffacting a typical in-situ RC suspended floor and/or pre-cast concrete floor.
- For use with:
 - EasiDec wet floor range
- Can pump hair, gel, grit and other shower waste without blocking
- No filter in waste system - no cleaning required
- Valves integral to the pump prevent odours escaping from the drainage pipe
- Further technical information available on request

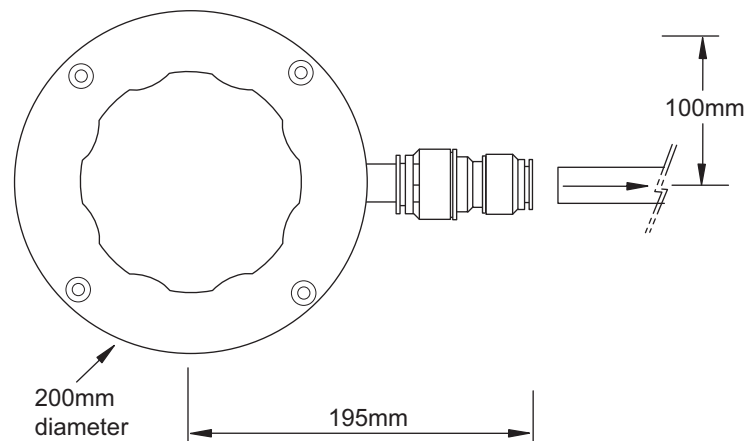
code	product	colour	Price
IDWWP05	Pump with wet floor gulley	White	£366

WET FLOOR PUMPED WASTE SPECIFICATION

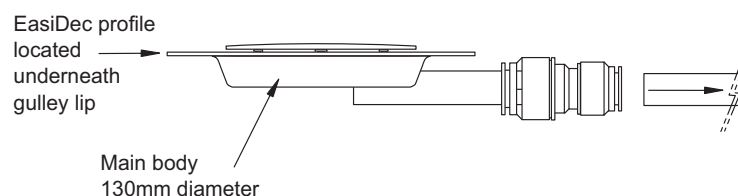
Pumped waste for wet floor exploded view



Pumped waste for wet floor plan view

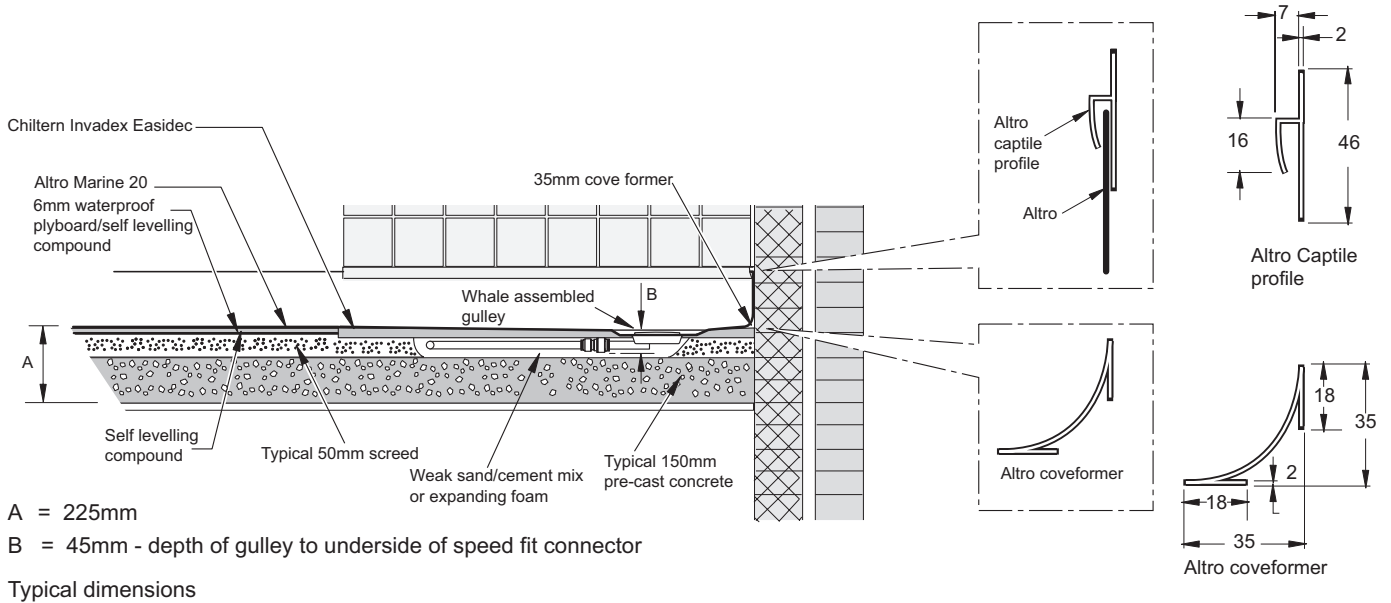


Pumped waste for wet floor cross section assembled

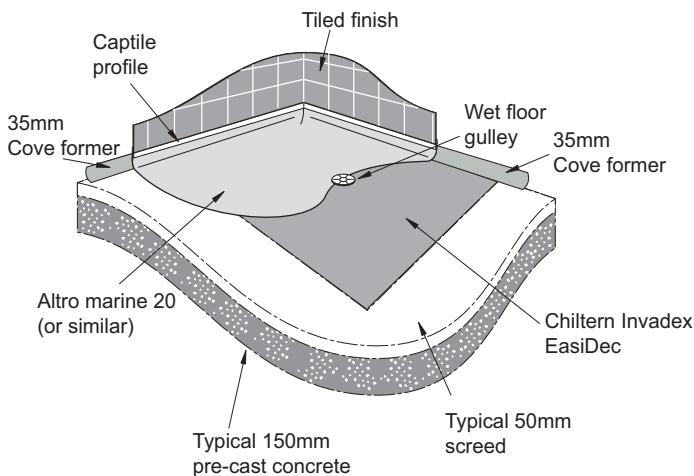


WET FLOOR PUMPED WASTE

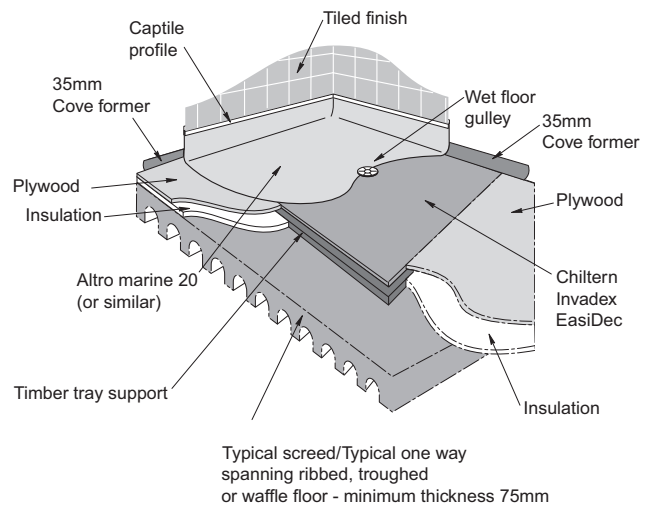
TYPICAL CROSS SECTION THROUGH WET FLOOR EASIDEC - CONCRETE FLOOR CONSTRUCTION



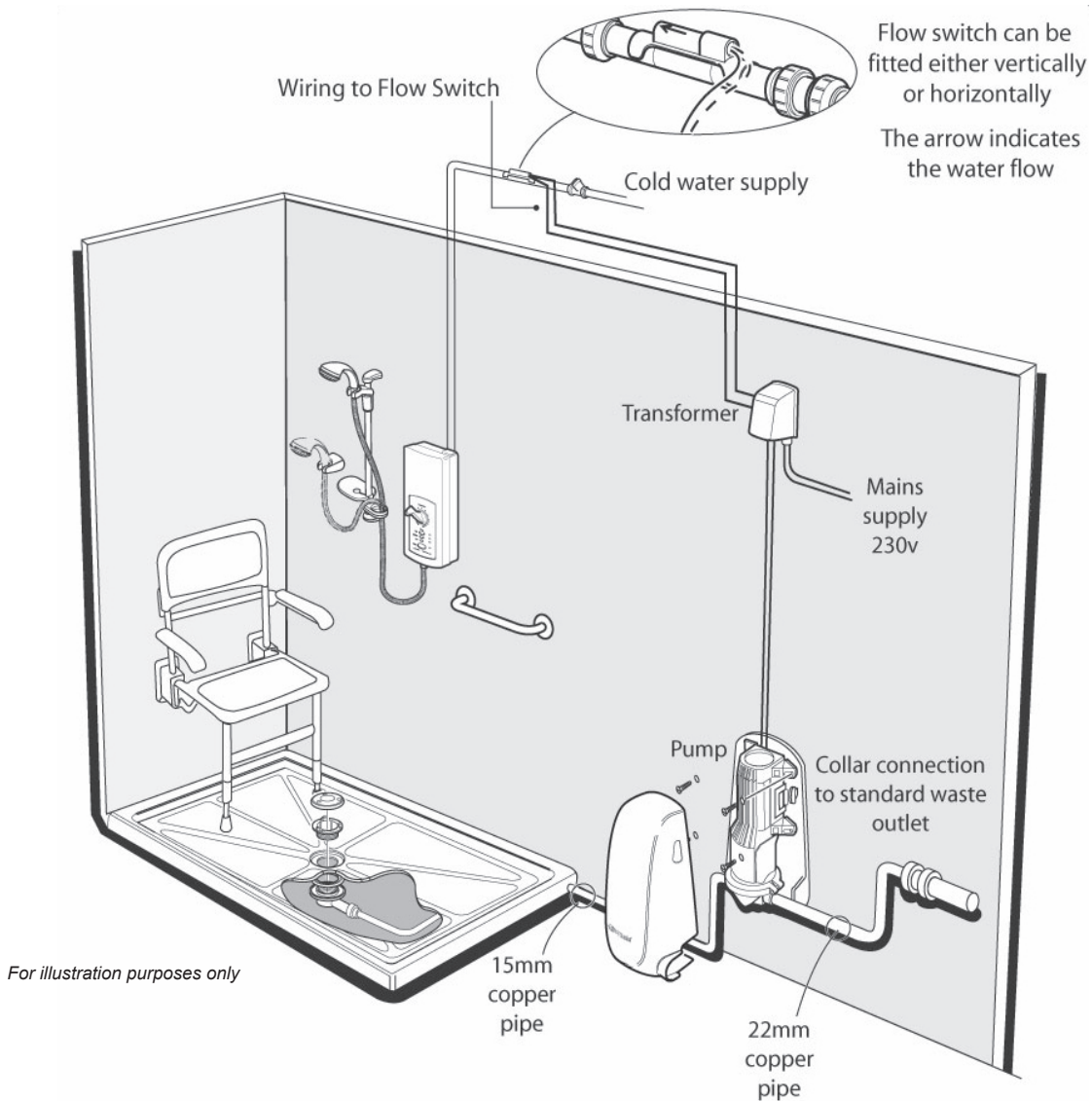
CONCRETE FLOOR WITH VINYL FLOORING



FLOATING FLOOR WITH VINYL FLOORING



WET FLOOR PUMPED WASTE




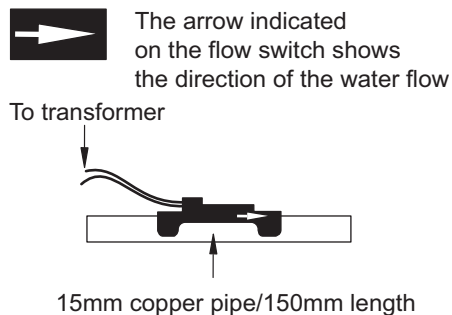
Flow switch and 'Y' filter

code	product	Price
IDWWP03	Whale pump mixer conversion kit (Flow switch & 'Y' filter) required for shower mixer valve installation	£35

Important:

An additional flow switch is required for a shower mixer valve installation connected into both the hot and cold water supply.

The switch may be positioned horizontally or vertically.



WET FLOOR PUMPED WASTE



Pumped waste for wet floor suitable for concrete floor construction

(Whale Instant Match™ for use with Mira Advance Extra)

- Designed for use on a concrete floor installation
- Ideal application when a wet floor installation is required and it is not possible to utilise a gravity version due to the depth of a typical gravity trap. The Whale waste outlet and pipework can be sited into the screed requiring only a 45mm depth, therefore unaffected a typical in-situ RC suspended floor and/or pre-cast concrete floor.
- Quiet gulley
- No set up required - plug and play
- No flow sensor/flow switch to fit
- For use with the EasiDec wet floor range
- Can pump hair, gel, grit and other shower waste without blocking
- No filter in waste system - no cleaning required
- Valves integral to the pump prevent odours escaping from the drainage pipe
- Further technical information available on request

Important note: The Whale Instant Match™ pump/wet floor gulley can only be used with the Mira Advance Extra or Mira Advance Flex Extra. This is a different shower unit to the standard Mira, incorporating an internal shower flow sensor.

code	product	colour	Price
IDWWP07	Pump with wet floor gulley for use with Mira Advance Extra shower unit.	White	£396



Mira Advance Flex Extra

- Designed for use with the Whale Instant Match (shown above)
- Internal Shower Flow Sensor measures the flow rate going to the shower head. The Whale Instant Match automatically adjusts the pump speed in relation to the flow rate of the Mira Advance Extra Shower.
- Mira Advance Flex ATL 9Kw electric shower has a push button stop and flow controls which are independent of the temperature dial
- Safe showering with precise thermostatic control for constant water temperature
- ATL - Adjustable Temperature Limit for added safety
- Instantly heats water to guarantee a hot shower every time
- New fittings - smooth slide bar with easy glide operation
- Tactile push button flow controls for ease of use
- 2 Year guarantee
- RNIB approved
- BEAB caremark
- Features an extended temperature control lever, 2m hose and additional handset holder for flexible showering heights.

code	product	Price
IDWMA05AE	Mira Advance Flex Extra Thermostatic shower unit	£384



Mira Excel Thermostatic Mixer shower

- Showering with precise thermostatic control, recognising and compensating for changes in water temperature to provide an extremely safe and satisfying shower
- Easy installation features save time and installation costs
- Includes maximum temperature stop for safe showering
- 5 year guarantee

code	product	Price
IDWME01A	Mira Excel - Thermostatic Mixing Valve (handset, riser rail and hose included)	£425